

XXVIII Centroamericano y Caribe de Natación - 01/07/2013 to 05/07/2013

Resultados

Evento 1 Damas 13-14 100 LC Metros Dorso

CCCAN: 1:06,24 * 7/1993 Sangeeta Puri

Name	Age Team	Finals Time
Finals		
1 Márquez, Celina	13 El Salvador	1:09,73
34,36	1:09,73	
2 Hassell, Shannon	13 Bermuda	1:10,70
34,28	1:10,70	
3 Palomo, Simone	14 Venezuela	1:10,89
34,63	1:10,89	
4 Falcon, Luisa Maria	13 Cuba	1:11,11
34,09	1:11,11	
5 Cape, Ariel	14 Trinidad&Tobago	1:11,85
34,88	1:11,85	
6 Larios, Ana Joselina	13 Honduras	1:12,49
35,59	1:12,49	
7 Sophia, Bucaro	13 Guatemala	1:14,26
36,77	1:14,26	
8 Quesada, Verónica	14 Costa Rica	1:14,42
35,88	1:14,42	

Evento 1 Damas 13-14 100 LC Metros Dorso

CCCAN: 1:06,24 * 7/1993 Sangeeta Puri

Name	Age Team	Prelim Time
Preliminares		
1 Márquez, Celina	13 El Salvador	1:10,09
34,12	1:10,09	
2 Palomo, Simone	14 Venezuela	1:10,57
34,17	1:10,57	
3 Hassell, Shannon	13 Bermuda	1:10,92
34,34	1:10,92	
4 Falcon, Luisa Maria	13 Cuba	1:12,11
34,60	1:12,11	
5 Larios, Ana Joselina	13 Honduras	1:12,29
35,66	1:12,29	
6 Cape, Ariel	14 Trinidad&Tobago	1:12,76
34,39	1:12,76	
7 Quesada, Verónica	14 Costa Rica	1:12,81
35,24	1:12,81	
8 Sophia, Bucaro	13 Guatemala	1:13,11
35,85	1:13,11	
9 Fernandez, Vanessa	14 Venezuela	1:13,52
36,56	1:13,52	
10 Samantha, Guillen	13 Guatemala	1:13,83
36,26	1:13,83	
11 López, Katherine	13 El Salvador	1:14,81
36,36	1:14,81	
12 Clarke, Alexis	14 Barbados	1:15,25
36,28	1:15,25	
13 Lopez, Andrea Sofía	13 Honduras	1:16,01
36,47	1:16,01	
14 Mulrain, Jewel	14 Trinidad&Tobago	1:16,69

Evento 2 Varones 13-14 100 LC Metros Dorso

CCCAN: 58,70 * 27/06/2011 Dylan Carter

Name	Age Team	Finals Time
Finals		
1 Ricardo, Cristian	14 Cuba	1:03,05
31,51	1:03,05	
2 Olle, Harrison	14 Panamá	1:03,33
30,49	1:03,33	
3 Khazne, Antoine	14 Venezuela	1:03,51
30,38	1:03,51	
4 Aguilar, David	14 Costa Rica	1:04,75
31,43	1:04,75	
5 Duran, Alfonso	14 Honduras	1:06,46
32,20	1:06,46	
6 Erick, Gordillo	13 Guatemala	1:07,12
32,71	1:07,12	
7 Jabbour, George	14 Honduras	1:07,62
32,61	1:07,62	
8 Washington, Jesse	13 Bermuda	1:12,21
35,05	1:12,21	

Evento 2 Varones 13-14 100 LC Metros Dorso

CCCAN: 58,70 * 27/06/2011 Dylan Carter

Name	Age Team	Prelim Time
Preliminares		
1 Khazne, Antoine	14 Venezuela	1:04,43
31,38	1:04,43	
2 Aguilar, David	14 Costa Rica	1:05,46
31,43	1:05,46	
3 Ricardo, Cristian	14 Cuba	1:06,02
33,46	1:06,02	
4 Olle, Harrison	14 Panamá	1:06,27
31,32	1:06,27	
5 Jabbour, George	14 Honduras	1:07,43
32,39	1:07,43	
6 Erick, Gordillo	13 Guatemala	1:07,60
32,71	1:07,60	
7 Washington, Jesse	13 Bermuda	1:07,63
32,92	1:07,63	
8 Duran, Alfonso	14 Honduras	1:07,77
32,58	1:07,77	
9 Rosso, Jesus	14 Venezuela	1:07,84
33,07	1:07,84	
10 Greene, Gershwin S	14 Bahamas	1:07,98
32,85	1:07,98	
11 Samlalsingh, Justin	13 Trinidad&Tobago	1:09,86
33,39	1:09,86	
12 Mascoll-Gomes, Noah	13 Ant and Barbuda	1:09,96
34,16	1:09,96	



XXVIII Centroamericano y Caribe de Natación - 01/07/2013 to 05/07/2013

Resultados

Evento 3 Damas 11-12 100 LC Metros Dorso

CCCAN: 1:08,45 * 8/1979 Teresa Rivera

Name	Age Team	Finals Time
Finals		
1 Badilla, María Fernanda	12 Costa Rica	1:10,70
34,15	1:10,70	
2 Tamayo, Ireyra	11 Panamá	1:11,16
34,01	1:11,16	
3 Lyn, Annabella	12 Jamaica	1:12,99
35,40	1:12,99	
4 Goncalves, Ana C	12 Venezuela	1:13,93
35,88	1:13,93	
5 Stefanie, Mendizabal	12 Guatemala	1:14,57
36,07	1:14,57	
6 Maduro, Keeley	12 Aruba	1:15,22
35,74	1:15,22	
7 Chai, Jada	11 Trinidad&Tobago	1:15,59
35,38	1:15,59	
8 Campbell, Celia M	12 Bahamas	1:16,90
36,93	1:16,90	

Evento 3 Damas 11-12 100 LC Metros Dorso

CCCAN: 1:08,45 * 8/1979 Teresa Rivera

Name	Age Team	Prelim Time
Preliminares		
1 Badilla, María Fernanda	12 Costa Rica	1:11,69
34,94	1:11,69	
2 Tamayo, Ireyra	11 Panamá	1:12,67
35,47	1:12,67	
3 Stefanie, Mendizabal	12 Guatemala	1:13,34
35,98	1:13,34	
4 Lyn, Annabella	12 Jamaica	1:14,27
35,76	1:14,27	
5 Goncalves, Ana C	12 Venezuela	1:14,96
36,09	1:14,96	
6 Campbell, Celia M	12 Bahamas	1:16,34
36,66	1:16,34	
7 Maduro, Keeley	12 Aruba	1:16,99
36,64	1:16,99	
8 Chai, Jada	11 Trinidad&Tobago	1:17,63
37,45	1:17,63	
9 Bossa, Genesis	12 Venezuela	1:17,73
38,20	1:17,73	
10 Pastrana, Ana	11 Honduras	1:17,81
38,23	1:17,81	
11 Ramírez, Andrea	12 Costa Rica	1:18,16
38,16	1:18,16	
12 Sarah, Bucaro	12 Guatemala	1:19,08
38,01	1:19,08	
13 Lashley, Rebecca	12 Barbados	1:19,10
38,06	1:19,10	

14 De Leon, María A	12 Panamá	1:19,46
38,64	1:19,46	
15 Faure, Vrisnelit	11 Trinidad&Tobago	1:19,59
38,35	1:19,59	
16 Timmer, Elisabeth	11 Aruba	1:19,72
38,51	1:19,72	
17 Irby, Ashley	11 Bermuda	1:20,70
38,88	1:20,70	
18 Maher, Sofia	11 Nicaragua	1:22,22
40,13	1:22,22	
19 Vilorio, Angie	11 Honduras	1:26,95
42,98	1:26,95	
--- Treasure, McKayla	12 Barbados	NS

Evento 4 Varones 11-12 100 LC Metros Dorso


CCCAN: 1:03,05 * 7/2003 Amauri Rodríguez

Name	Age Team	Finals Time
Finals		
1 Davila, Sebastian	12 Venezuela	1:06,64
32,21	1:06,64	
2 Kirby, Jack	12 Barbados	1:08,61
33,17	1:08,61	
3 St.Prix, Damon	12 Barbados	1:10,06
33,97	1:10,06	
4 Silva, Dangelo	12 Venezuela	1:10,62
33,88	1:10,62	
5 Roberts, Joshua D	12 Bahamas	1:13,52
35,54	1:13,52	
6 Hernandez, Sixto	12 Honduras	1:13,66
36,07	1:13,66	
7 Thompson, Jeron	12 Trinidad&Tobago	1:14,32
36,22	1:14,32	
8 Russell, Tyler T	12 Bahamas	1:17,16
37,09	1:17,16	

Evento 4 Varones 11-12 100 LC Metros Dorso

CCCAN: 1:03,05 * 7/2003 Amauri Rodríguez

Name	Age Team	Prelim Time
Preliminares		
1 Davila, Sebastian	12 Venezuela	1:07,46
32,56	1:07,46	
2 Kirby, Jack	12 Barbados	1:08,62
33,35	1:08,62	
3 Silva, Dangelo	12 Venezuela	1:11,32
34,69	1:11,32	
4 St.Prix, Damon	12 Barbados	1:12,40
34,91	1:12,40	
5 Roberts, Joshua D	12 Bahamas	1:12,51
34,83	1:12,51	
6 Hernandez, Sixto	12 Honduras	1:13,40
35,59	1:13,40	
7 Thompson, Jeron	12 Trinidad&Tobago	1:13,58
35,92	1:13,58	



XXVIII Centroamericano y Caribe de Natación - 01/07/2013 to 05/07/2013

Resultados

Preliminares ... (Evento 4 Varones 11-12 100 LC Metros Dorso)			
Name	Age	Team	Prelim Time
8 Russell, Tyler T	12	Bahamas	1:16,55
36,76	1:16,55		
9 Schell, Andreas	12	Costa Rica	1:20,47
38,08	1:20,47		

Evento 5 Damas 18 & Over 800 LC Metros Estilo Libre
 CCCAN: 8:39,16 * 7/2001 Janelle Atkinson

Name	Age	Team	Finals Time
1 Benítez, Pamela	21	El Salvador	9:12,01
31,62	1:05,14	1:40,23	2:15,28
2:50,58	3:25,70	4:01,13	4:36,43
5:10,79	5:44,84	6:19,27	6:53,77
7:28,61	8:03,61	8:38,42	9:12,01
2 Cabrera, Lani	19	Barbados	9:21,97
31,39	1:05,51	1:40,48	2:15,50
2:50,52	3:25,71	4:01,18	4:36,65
5:12,13	5:47,46	6:23,47	6:59,28
7:35,36	8:10,97	8:46,99	9:21,97
3 Myles, Stephanie	20	Bermuda	9:39,15
31,74	1:06,43	1:42,74	2:19,32
2:55,89	3:32,32	4:08,65	4:44,91
5:21,98	5:58,48	6:35,56	7:12,79
7:49,61	8:26,82	9:03,61	9:39,15
4 Gabriela, Muñoz	21	Guatemala	10:12,50
32,95	1:08,99	1:45,89	2:23,92
3:02,41	3:41,26	4:20,00	4:59,43
5:38,40	6:17,78	6:57,23	7:36,51
8:15,59	8:54,91	9:34,51	10:12,50
5 Núñez, Alejandra	18	Costa Rica	10:15,25
34,89	1:12,68	1:50,09	2:28,24
3:06,39	3:45,49	4:24,08	5:03,19
5:42,05	6:20,86	7:00,02	7:39,83
8:19,10	8:58,70	9:37,01	10:15,25

Evento 6 Varones 18 & Over 1500 LC Metros Estilo Libre
 CCCAN: 16:16,10 * 29/06/2009 Evan Marcus


Name	Age	Team	Prelim Time
--- Blen, Josué	21	Costa Rica	SCR
--- Sánchez, Rodolfo	29	Costa Rica	SCR

Evento 7 Damas 15-17 800 LC Metros Estilo Libre

CCCAN: 8:44,17 * 30/06/2009 Andreina Pinto

Name	Age	Team	Finals Time
1 Evans, Joanna L	15	Bahamas	9:06,43
30,75	1:04,04	1:37,56	2:11,58
2:46,02	3:20,60	3:55,18	4:29,68
5:03,92	5:38,69	6:13,36	6:48,39
7:22,78	7:57,88	8:32,64	9:06,43

2 Bonzanti, Annagrazia	17	Venezuela	9:21,29
31,13	1:04,64	1:38,99	2:13,45
2:48,30	3:22,98	3:57,74	4:32,97
5:08,25	5:44,04	6:20,14	6:56,54
7:32,61	8:09,62	8:45,72	9:21,29
3 Quinteros, Rebeca	15	El Salvador	9:27,01
31,89	1:06,07	1:40,99	2:16,24
2:51,86	3:27,90	4:03,60	4:39,57
5:14,96	5:50,82	6:27,36	7:03,15
7:39,17	8:15,29	8:51,43	9:27,01
4 Van den Berg, Daniella P	16	Aruba	9:34,80
32,28	1:06,49	1:40,95	2:16,42
2:52,32	3:28,51	4:04,95	4:41,76
5:18,63	5:55,39	6:31,82	7:08,67
7:45,44	8:22,29	8:59,11	9:34,80
5 Galdamez, Angie	16	Honduras	9:45,85
31,63	1:06,34	1:41,84	2:18,09
2:55,50	3:32,90	4:10,77	4:48,56
5:26,96	6:04,66	6:42,73	7:19,70
7:57,39	8:35,35	9:11,90	9:45,85
6 David, Syriah	15	Trinidad&Tobago	9:48,22
31,93	1:06,38	1:41,83	2:18,28
2:55,22	3:32,73	4:10,48	4:48,30
5:26,14	6:04,04	6:41,79	7:19,51
7:57,26	8:35,11	9:12,11	9:48,22
7 Flores, Fátima	17	El Salvador	9:48,68
33,08	1:08,54	1:44,56	2:21,82
2:58,59	3:35,77	4:13,13	4:50,61
5:28,09	6:05,27	6:42,93	7:20,40
7:57,87	8:35,20	9:12,41	9:48,68
8 Ponson, Ally	17	Aruba	9:53,16
32,80	1:08,46	1:44,28	2:21,85
2:58,75	3:36,15	4:13,56	4:51,18
5:28,86	6:06,56	6:44,81	7:22,40
8:00,84	8:38,75	9:16,56	9:53,16
9 Hernández, Dainna	15	Costa Rica	9:58,93
33,55	1:09,36	1:44,78	2:21,45
2:58,27	3:36,16	4:13,76	4:52,08
5:30,24	6:09,08	6:48,50	7:27,50
8:06,14	8:44,60	9:22,69	9:58,93
10 Ramírez, Sofía	15	Costa Rica	10:02,21
33,41	1:09,99	1:47,99	2:25,09
3:03,55	3:41,16	4:19,68	4:57,90
5:37,38	6:15,17	6:54,12	7:31,76
8:10,81	8:48,31	9:26,11	10:02,21
11 Fernanda, Archila	16	Guatemala	10:17,64
33,98	1:10,48	1:47,14	2:24,51
3:02,38	3:41,38	4:20,53	5:00,28
5:40,16	6:20,27	6:59,35	7:39,57
8:18,66	8:59,38	9:38,68	10:17,64



XXVIII Centroamericano y Caribe de Natación - 01/07/2013 to 05/07/2013

Resultados

(Evento 7 Damas 15-17 800 LC Metros Estilo Libre)

Name	Age	Team	Finals Time
12 Vilorio, Gabriela	16	Honduras	10:30,14
33,60	1:10,34	1:47,83	2:26,91
3:06,41	3:46,38	4:27,04	5:07,85
5:48,29	6:29,16	7:10,13	7:50,78
8:31,48	9:11,97	9:51,76	10:30,14

Evento 8 Varones 15-17 1500 LC Metros Estilo Libre

CCCAN: 15:57,86 * 30/06/2009 Cristian Quintero

Name	Age	Team	Finals Time
1 Arteta, Andy	17	Venezuela	15:58,14
29,38	1:01,06	1:33,40	2:05,45
2:37,96	3:09,74	3:42,06	4:13,87
4:46,43	5:18,14	5:49,62	6:20,90
6:52,65	7:24,24	7:56,20	8:27,82
8:59,98	9:32,14	10:04,34	10:36,70
11:08,86	11:40,91	12:13,51	12:45,90
13:18,38	13:51,04	14:23,51	14:56,00
15:27,97	15:58,14		
2 Acosta, Marcelo	16	El Salvador	16:36,00
28,88	1:00,68	1:32,92	2:05,23
2:37,68	3:09,74	3:42,19	4:14,50
4:46,75	5:18,89	5:50,87	6:23,14
6:56,02	7:29,37	8:03,20	8:36,97
9:10,61	9:45,04	10:19,27	10:53,63
11:28,14	12:02,78	12:37,23	13:12,25
13:46,74	14:21,74	14:56,52	15:31,14
16:04,62	16:36,00		
3 Vera, Diego	16	Venezuela	16:47,56
29,91	1:02,55	1:35,29	2:08,31
2:41,19	3:13,70	3:46,84	4:19,85
4:53,48	5:26,70	6:00,47	6:34,04
7:07,95	7:41,96	8:15,89	8:49,80
9:23,86	9:57,93	10:31,63	11:05,43
11:39,91	12:13,87	12:48,63	13:22,83
13:57,13	14:31,44	15:06,24	15:40,90
16:14,80	16:47,56		
4 Selby, Christian	15	Barbados	17:02,07
29,08	1:01,48	1:34,22	2:07,64
2:41,61	3:16,18	3:50,23	4:24,06
4:58,16	5:32,44	6:07,08	6:41,75
7:16,96	7:51,45	8:26,73	9:01,63
9:36,14	10:09,67	10:44,00	11:18,79
11:53,21	12:27,67	13:02,54	13:37,33
14:11,26	14:45,62	15:19,81	15:54,22
16:28,68	17:02,07		


5 Montero, Francisco	16	Costa Rica	17:22,95
29,90	1:02,68	1:35,64	2:08,79
2:42,61	3:15,69	3:49,19	4:22,66
4:57,32	5:31,52	6:06,16	6:40,51
7:15,66	7:50,63	8:26,19	9:01,56
9:37,28	10:12,40	10:48,28	11:23,74
11:59,82	12:34,98	13:11,15	13:47,10
14:23,84	14:59,34	15:35,97	16:11,59
16:47,67	17:22,95		

6 Contreras, Andrés	16	Costa Rica	17:31,30
31,57	1:05,82	1:39,37	2:14,25
2:48,81	3:24,47	3:59,47	4:35,25
5:09,07	5:44,59	6:20,41	6:55,99
7:31,44	8:07,07	8:42,69	9:18,66
9:52,71	10:27,84	11:03,51	11:39,14
12:14,19	12:49,67	13:25,36	14:01,10
14:36,77	15:12,49	15:47,73	16:23,66
16:57,78	17:31,30		

Evento 9 Damas 13-14 800 LC Metros Estilo Libre

CCCAN: 9:09,42 * 7/1997 Janelle Atkinson

Name	Age	Team	Finals Time
1 Valerie, Gruest	14	Guatemala	9:09,42
31,48	1:05,41	1:39,93	2:14,32
2:49,25	3:23,83	3:58,77	4:33,51
5:08,26	5:42,83	6:17,61	6:52,17
7:27,06	8:02,04	8:36,37	9:09,42
2 Perez, Oriana	13	Venezuela	9:22,13
31,48	1:05,34	1:39,67	2:14,35
2:48,69	3:23,48	3:58,19	4:33,58
5:08,79	5:44,72	6:20,91	6:57,50
7:34,04	8:10,81	8:47,27	9:22,13
3 Gill, Hannah	13	Barbados	9:32,96
31,55	1:05,88	1:41,51	2:18,20
2:54,29	3:30,62	4:07,33	4:43,84
5:20,03	5:56,13	6:32,66	7:09,03
7:45,82	8:22,27	8:57,87	9:32,96
4 Clemant, Karelis	13	Venezuela	9:37,95
32,33	1:06,79	1:41,93	2:17,11
2:52,98	3:29,00	4:05,89	4:43,46
5:20,77	5:57,76	6:34,66	7:11,56
7:48,14	8:25,83	9:02,65	9:37,95
5 Clarke, Alexis	14	Barbados	9:38,14
32,20	1:07,79	1:44,20	2:20,51
2:56,78	3:33,67	4:10,23	4:46,98
5:23,55	6:00,62	6:37,47	7:14,21
7:51,00	8:27,60	9:03,62	9:38,14
6 Arends, Ginayla	14	Aruba	9:56,37
33,76	1:10,36	1:47,40	2:25,41
3:03,28	3:41,60	4:19,81	4:57,87
5:35,83	6:14,64	6:53,34	7:31,99
8:10,73	8:50,06	9:27,64	10:04,55



XXVIII Centroamericano y Caribe de Natación - 01/07/2013 to 05/07/2013

Resultados

(Evento 9 Damas 13-14 800 LC Metros Estilo Libre)

Name	Age	Team	Finals Time
8 León, María Fernanda	13	Costa Rica	10:22,93
32,58	1:07,45	1:44,39	2:21,69
3:00,13	3:38,75	4:19,05	4:58,40
5:38,94	6:19,09	6:59,64	7:40,09
8:21,70	9:02,97	9:43,72	10:22,93
9 Hassell, Shannon	13	Bermuda	10:27,79
10 Quesada, Amanda	14	Costa Rica	10:47,04

Evento 10 Varones 13-14 1500 LC Metros Estilo Libre

CCCAN: 16:21,97 * 7/1997 Álvaro Ricón

Name	Age	Team	Finals Time
1 Gomez, Jhondayner	14	Venezuela	16:39,09
31,01	1:04,76	1:38,32	2:11,80
2:45,58	3:19,30	3:52,38	4:25,97
4:59,26	5:33,03	6:06,21	6:39,78
7:12,99	7:46,21	8:18,81	8:51,84
9:24,75	9:57,83	10:30,91	11:04,12
11:37,68	12:11,24	12:44,94	13:18,60
13:52,46	14:26,78	15:00,73	15:34,67
16:08,37	16:39,09		
2 Rosso, Jesus	14	Venezuela	16:59,66
31,06	1:05,10	1:38,56	2:12,01
2:45,75	3:19,60	3:52,67	4:26,21
4:59,60	5:33,31	6:06,54	6:40,07
7:13,59	7:47,23	8:19,45	8:54,04
9:29,57	10:05,33	10:40,11	11:15,72
11:51,56	12:26,40	13:01,47	13:36,70
14:11,55	14:46,06	15:20,65	15:55,41
16:27,68	16:59,66		
3 Maher, Adrian	14	Nicaragua	17:02,53
31,38	1:04,77	1:38,81	2:12,88
2:46,65	3:21,08	3:55,11	4:29,45
5:03,53	5:37,84	6:11,87	6:46,17
7:19,93	7:54,04	8:28,32	9:02,79
9:37,04	10:11,18	10:45,49	11:19,93
11:53,99	12:28,36	13:02,98	13:37,06
14:11,96	14:46,22	15:20,82	15:55,33
16:29,30	17:02,53		
4 Brown, Russel	14	Costa Rica	17:30,95
31,84	1:05,53	1:39,40	2:13,31
2:47,23	3:21,36	3:55,44	4:29,18
5:03,36	5:37,14	6:11,81	6:46,17
7:20,35	7:54,67	8:29,39	9:03,50
9:38,22	10:13,21	10:47,94	11:22,74
11:58,93	12:36,07	13:13,28	13:49,34
14:24,62	15:01,99	15:39,38	16:16,62
16:54,27	17:30,95		

5 Groters, Patrick G	13	Aruba	18:10,33
31,00	1:04,66	1:38,90	2:12,36
2:46,52	3:21,32	3:56,41	4:30,66
5:05,61	5:40,85	6:16,97	6:53,53
7:30,37	8:07,69	8:44,84	9:22,04
9:59,76	10:38,12	11:15,40	11:53,47
12:31,67	13:09,90	13:47,69	14:25,60
15:03,47	15:41,45	16:19,67	16:57,02
17:34,37	18:10,33		
--- Martinez, Raul	14	Cuba	NS

Evento 11 Damas 18 & Over 100 LC Metros Pecho


CCCAN: 1:13,23 * 29/06/2011 Lisa Blackburn

Name	Age	Team	Finals Time
1 Blackburn, Lisa	41	Bermuda	1:14,59
35,76	1:14,59		
2 Gómez, Natalia	21	Costa Rica	1:17,45
36,96	1:17,45		
3 Rahael, Samantha	20	Trinidad&Tobago	1:18,91
37,49	1:18,91		
4 Rasmussen, Brigitte	18	Virgin Islands	1:19,61
38,23	1:19,61		
5 Leiva, Laura	23	Honduras	1:24,99
38,89	1:24,99		
6 Krista, Estrada	19	Guatemala	1:28,85
42,64	1:28,85		
7 Elly, Valdes	19	Guatemala	1:37,14
43,67	1:37,14		

Evento 12 Varones 18 & Over 100 LC Metros Pecho

CCCAN: 1:03,83 * 03/07/2009 Edgar Crespo

Name	Age	Team	Finals Time
Finals			
1 MC Leod, Abraham	20	Trinidad&Tobago	1:04,17
30,49	1:04,17		
2 Crespo, Edgar	23	Panamá	1:04,25
29,78	1:04,25		
3 Montoya, José	21	Costa Rica	1:08,66
31,95	1:08,66		
4 Marten, Serginni	19	Neth Antilles	1:09,24
31,90	1:09,24		
5 Worrell, Bradford	25	St Lucia	1:09,60
32,57	1:09,60		
6 Cristian, Vasquez	20	Guatemala	1:11,17
33,12	1:11,17		
7 Augier, Jordan	18	St Lucia	1:11,70
32,28	1:11,70		
8 Sankar, Strasser	23	Trinidad&Tobago	1:13,55
33,48	1:13,55		



XXVIII Centroamericano y Caribe de Natación - 01/07/2013 to 05/07/2013

Resultados

Evento 12 Varones 18 & Over 100 LC Metros Pecho

CCCAN: 1:03,83 * 03/07/2009 Edgar Crespo

Name	Age Team	Prelim Time
Preliminares		
1 Crespo, Edgar	23 Panamá	1:04,84
	30,00	1:04,84
2 Marten, Serginni	19 Neth Antilles	1:08,16
	31,73	1:08,16
3 Worrell, Bradford	25 St Lucia	1:08,36
	31,71	1:08,36
4 MC Leod, Abraham	20 Trinidad&Tobago	1:09,09
	32,15	1:09,09
5 Montoya, José	21 Costa Rica	1:10,23
	32,80	1:10,23
6 Augier, Jordan	18 St Lucia	1:10,43
	32,34	1:10,43
7 Cristian, Vasquez	20 Guatemala	1:11,66
	33,93	1:11,66
8 Sankar, Strasser	23 Trinidad&Tobago	1:13,55
	34,10	1:13,55
9 Beveridge, Andrew	19 Bermuda	1:16,78
	34,52	1:16,78
10 Manuel, Meneses	20 Guatemala	1:17,65
	36,34	1:17,65
11 Kulyk, Andrei	38 Nicaragua	1:19,43
	37,02	1:19,43
--- Schwab, Nicholas	22 R Dominicana	NS

Evento 13 Damas 15-17 100 LC Metros Pecho

CCCAN: 1:13,93 * 8/2005 Alia Atkinson

Name	Age Team	Finals Time
Finals		
1 Donahue, Alexandria M	16 Trinidad&Tobago	1:14,01
	34,27	1:14,01
2 Morley, Laura J	16 Bahamas	1:17,22
	37,03	1:17,22
3 Arcila, Larismar	17 Venezuela	1:17,64
	37,11	1:17,64
4 Castellanos, Ana	16 Honduras	1:18,48
	37,52	1:18,48
5 Rivas, Vanessa	16 R Dominicana	1:19,59
	37,89	1:19,59
6 Avila, Julimar	15 Honduras	1:21,34
	37,16	1:21,34
7 Norkaitis, Portia	16 Virgin Islands	1:23,91
	39,37	1:23,91
8 Ponson, Gaby	17 Aruba	1:25,58
	40,40	1:25,58

Evento 13 Damas 15-17 100 LC Metros Pecho

CCCAN: 1:13,93 * 8/2005 Alia Atkinson

Name	Age Team	Prelim Time
Preliminares		
1 Donahue, Alexandria M	16 Trinidad&Tobago	1:17,32
	37,38	1:17,32
2 Arcila, Larismar	17 Venezuela	1:17,57
	36,55	1:17,57
3 Morley, Laura J	16 Bahamas	1:17,88
	37,13	1:17,88
4 Rivas, Vanessa	16 R Dominicana	1:20,18
	38,05	1:20,18
5 Castellanos, Ana	16 Honduras	1:20,40
	38,08	1:20,40
6 Avila, Julimar	15 Honduras	1:21,87
	39,42	1:21,87
7 Norkaitis, Portia	16 Virgin Islands	1:22,73
	38,30	1:22,73
8 Ponson, Gaby	17 Aruba	1:24,72
	39,46	1:24,72
9 Ferdinand, Johnnya	15 Trinidad&Tobago	1:26,17
	39,20	1:26,17

Evento 14 Varones 15-17 100 LC Metros Pecho

CCCAN: 1:03,85 * 7/1993 Mario González

Name	Age Team	Finals Time
Finals		
1 Groters, Jordy A	16 Aruba	1:06,40
	32,05	1:06,40
2 Flores, Jesus	16 Honduras	1:06,80
	31,45	1:06,80
3 Dominguez, Josue	16 R Dominicana	1:07,08
	31,76	1:07,08
4 Herrera, Arnoldo	16 Costa Rica	1:07,42
	32,00	1:07,42
5 Tynes, Dustin E	16 Bahamas	1:07,82
	31,84	1:07,82
6 Guarente, Marco	15 Venezuela	1:08,16
	32,21	1:08,16
7 Gonzalez, Julio	17 Venezuela	1:09,66
	33,56	1:09,66
8 Brayan, Vasquez	16 Guatemala	1:10,86
	34,28	1:10,86

Evento 14 Varones 15-17 100 LC Metros Pecho

CCCAN: 1:03,85 * 7/1993 Mario González

Name	Age Team	Prelim Time
Preliminares		
1 Herrera, Arnoldo	16 Costa Rica	1:08,60
	32,42	1:08,60
2 Groters, Jordy A	16 Aruba	1:08,62
	31,92	1:08,62



XXVIII Centroamericano y Caribe de Natación - 01/07/2013 to 05/07/2013

Resultados

Preliminares ... (Evento 14 Varones 15-17 100 LC Metros Pecho)

Name	Age	Team	Prelim Time
3 Tynes, Dustin E	16	Bahamas	1:08,64
32,22	1:08,64		
4 Guarente, Marco	15	Venezuela	1:09,06
32,57	1:09,06		
5 Flores, Jesus	16	Honduras	1:09,56
32,70	1:09,56		
6 Dominguez, Josue	16	R Dominicana	1:09,73
34,21	1:09,73		
7 Gonzalez, Julio	17	Venezuela	1:10,00
34,09	1:10,00		
8 Brayan, Vasquez	16	Guatemala	1:10,87
34,73	1:10,87		
9 Taylor, Tre D	16	Bahamas	1:15,15
34,96	1:15,15		
10 Quirós, Jacob	17	Costa Rica	1:15,34
35,28	1:15,34		
11 Torres Jr., Ricardo A	16	Panamá	1:16,07
36,65	1:16,07		

Evento 15 Damas 13-14 50 LC Metros Estilo Libre

CCCAN: 26,88 * 7/1993 Siobhan Cropper

Name	Age	Team	Finals Time
1 Pastrana, Sara	13	Honduras	27,85
2 Sherry, Sariyah	14	Barbados	27,94
3 Pilgrim, Amira	13	Trinidad&Tobago	27,95
4 Sturup, Simone R	14	Bahamas	28,14
5 Larios, Ana Joselina	13	Honduras	28,18
6 Diaz, Samantha	13	Venezuela	28,28
7 Cooper, Cathy	13	Panamá	28,49
8 Maduro, Rebecca	14	Aruba	28,86

Evento 15 Damas 13-14 50 LC Metros Estilo Libre

CCCAN: 26,88 * 7/1993 Siobhan Cropper

Name	Age	Team	Prelim Time
1 Sherry, Sariyah	14	Barbados	28,02
2 Pilgrim, Amira	13	Trinidad&Tobago	28,05
3 Larios, Ana Joselina	13	Honduras	28,13
4 Pastrana, Sara	13	Honduras	28,39
5 Diaz, Samantha	13	Venezuela	28,40
6 Cooper, Cathy	13	Panamá	28,48
7 Maduro, Rebecca	14	Aruba	28,57
8 Sturup, Simone R	14	Bahamas	28,75
9 Perez, Oriana	13	Venezuela	28,80
10 Klein, Sasha	13	Virgin Islands	28,86
11 Gill, Hannah	13	Barbados	29,05
12 Hassell, Shannon	13	Bermuda	29,27
13 Murillo, Milena	14	Costa Rica	29,55
14 Mulrain, Jewel	14	Trinidad&Tobago	29,74
15 van den Berg, Andrea	14	Aruba	29,86

16 Quesada, Verónica	14	Costa Rica	30,28
17 Alejandra, Pelico	14	Guatemala	30,75
18 López, Katherine	13	El Salvador	30,80

Evento 16 Varones 13-14 50 LC Metros Estilo Libre

CCCAN: 24,10 * 8/2005 Crox Acuña

Name	Age	Team	Finals Time
1 Reyes, Franco A	14	Panamá	25,18
2 Greene, Gershwin S	14	Bahamas	25,27
3 Contreras, Santiago	14	Venezuela	25,34
4 Washington, Jesse	13	Bermuda	25,35
5 Olle, Harrison	14	Panamá	25,76
6 Wernet, Tyreke	14	Aruba	25,83
*7 Alberga, Christian	13	Jamaica	26,02
*7 Winterdal, Joseph	14	Aruba	26,02

Evento 16 Varones 13-14 50 LC Metros Estilo Libre

CCCAN: 24,10 * 8/2005 Crox Acuña

Name	Age	Team	Prelim Time
1 Contreras, Santiago	14	Venezuela	25,28
2 Wernet, Tyreke	14	Aruba	25,43
3 Washington, Jesse	13	Bermuda	25,44
4 Reyes, Franco A	14	Panamá	25,50
5 Greene, Gershwin S	14	Bahamas	25,54
6 Olle, Harrison	14	Panamá	25,70
7 Winterdal, Joseph	14	Aruba	25,85
*8 Rodrigo, Palomo	14	Guatemala	25,94
*8 Alberga, Christian	13	Jamaica	25,94

Swim-Off Required

10 Jabbour, George	14	Honduras	25,98
11 Montero, Diego	14	Costa Rica	26,03
12 Fernander, N'Nhyn M	14	Bahamas	26,07
13 Sobers, Alex	14	Barbados	26,14
14 Daniel, Jyasi	13	St Lucia	26,58
15 Mascoll-Gomes, Noah	13	Ant and Barbuda	26,70
16 González, Antonio	14	Costa Rica	26,89
17 Lamus, Luis	14	Venezuela	27,01
18 Emanuel, Mark	14	St Lucia	27,12
19 Samlalsingh, Justin	13	Trinidad&Tobago	27,44

Evento 17 Damas 11-12 50 LC Metros Estilo Libre

CCCAN: 27,55 * 7/1995 Cerian Gibbs

Name	Age	Team	Finals Time
*1 Stefanie, Mendizabal	12	Guatemala	28,68
*1 Kock, Florence	12	Aruba	28,68
3 Barrett, Anjuii	12	Jamaica	29,02
4 Russell, Victoria E	12	Bahamas	29,31
5 Dickson, Marissa	12	Trinidad&Tobago	29,48
6 Brito, Valentina	12	Venezuela	29,70
7 Edwards, Deshor	11	Trinidad&Tobago	29,81
8 Harding, Destiny	11	Barbados	30,18



XXVIII Centroamericano y Caribe de Natación - 01/07/2013 to 05/07/2013

Resultados

Evento 17 Damas 11-12 50 LC Metros Estilo Libre

CCCAN: 27,55 * 7/1995 Cerian Gibbes

Name	Age Team	Prelim Time
Preliminares		
1 Kock, Florence	12 Aruba	28,14
2 Stefanie, Mendizabal	12 Guatemala	28,38
3 Barrett, Anjuui	12 Jamaica	28,58
4 Brito, Valentina	12 Venezuela	28,94
5 Edwards, Deshor	11 Trinidad&Tobago	29,20
6 Russell, Victoria E	12 Bahamas	29,37
7 Dickson, Marissa	12 Trinidad&Tobago	29,38
8 Harding, Destiny	11 Barbados	29,39
9 Nercisio, Chade	11 Neth Antilles	29,46
10 Smith, Shannan	12 Barbados	29,50
*11 Fernández, María Fernanda	12 Costa Rica	29,60
*11 Pratt, Doménica	12 Costa Rica	29,60
13 Roberts, Samantha	12 Ant and Barbuda	29,67
14 Schreuders, Anahi	12 Aruba	29,68
15 Irby, Ashley	11 Bermuda	29,69
16 Contreras, Veronica	12 Venezuela	29,79
17 Avila, Maria Luisa	12 Panamá	29,89
18 Medina, Cecilia	12 Honduras	30,00
19 Rodríguez, Tereza	12 Panamá	30,10
20 Campbell, Celia M	12 Bahamas	30,18
21 Pastrana, Ana	11 Honduras	30,21
22 Estephany, DE LA Roca	12 Guatemala	31,93
23 Maher, Sofia	11 Nicaragua	32,46

Evento 18 Varones 11-12 50 LC Metros Estilo Libre

CCCAN: 24,93 * 04/07/2009 Andres Doria

Name	Age Team	Finals Time
Finals		
1 St.Prix, Damon	12 Barbados	26,91
2 Useche, Anthony	12 Venezuela	27,18
3 Hernandez, Sixto	12 Honduras	27,32
4 Davila, Sebastian	12 Venezuela	27,45
5 Weekes, Luis Sebastian	12 Barbados	27,80
6 Yorke, Kael	12 Trinidad&Tobago	27,84
7 Marsh, Jesse	12 Jamaica	28,05
8 Blanco, Kevin	12 Costa Rica	28,19

Evento 18 Varones 11-12 50 LC Metros Estilo Libre

CCCAN: 24,93 * 04/07/2009 Andres Doria

Name	Age Team	Prelim Time
Preliminares		
1 Hernandez, Sixto	12 Honduras	26,97
2 St.Prix, Damon	12 Barbados	27,04
3 Weekes, Luis Sebastian	12 Barbados	27,12
4 Useche, Anthony	12 Venezuela	27,36
5 Davila, Sebastian	12 Venezuela	27,58
6 Marsh, Jesse	12 Jamaica	27,62
7 Yorke, Kael	12 Trinidad&Tobago	27,65

8 Blanco, Kevin	12 Costa Rica	27,73
9 Castro de, Jordano	12 Neth Antilles	27,74
10 Jacobs, Daniel	12 Aruba	27,75
11 Appleton, Daryl	12 Ant and Barbuda	27,84
*12 Stoute, Joshua	11 Panamá	27,99
*12 Thompson, Jeron	12 Trinidad&Tobago	27,99
14 Roberts, Joshua D	12 Bahamas	28,51
15 Cheong, Brandon	11 Aruba	29,00
16 Quesada, Diego	12 Costa Rica	29,21
17 Bastian, Izaak Z	11 Bahamas	29,86
18 Reyes, Winston	12 Panamá	30,31
19 Gooden, Sean-Douglas	12 Jamaica	30,82

Evento 19 Damas 18 & Over 200 LC Metros IM


CCCAN: 2:23,00 * 8/2005 Imaday Nuñez

Name	Age Team	Finals Time
Finals		
1 Vilorio, Karen	19 Honduras	2:28,00
	31,40 1:07,75 1:52,66	2:28,00
2 Blackburn, Lisa	41 Bermuda	2:28,49
	32,36 1:13,63 1:54,11	2:28,49
3 Rahael, Samantha	20 Trinidad&Tobago	2:28,82
	33,40 1:11,90 1:55,57	2:28,82
4 Hidalgo, Mariangel	24 Costa Rica	2:30,67
	32,30 1:10,02 1:54,51	2:30,67
5 Myles, Stephanie	20 Bermuda	2:41,95
	35,98 1:20,25 2:08,24	2:41,95
6 Flores, María Gabriela	19 Costa Rica	2:45,18
	35,92 1:16,15 2:08,59	2:45,18
--- Watson, Caylee	18 Virgin Islands	DQ
	31,74 1:12,19 2:01,05	DQ
--- Gabriela, Muñoz	21 Guatemala	DQ
	33,98 1:13,97 2:03,95	DQ

Evento 19 Damas 18 & Over 200 LC Metros IM

CCCAN: 2:23,00 * 8/2005 Imaday Nuñez

Name	Age Team	Prelim Time
Preliminares		
1 Vilorio, Karen	19 Honduras	2:29,29
	31,27 1:07,95 1:52,22	2:29,29
2 Blackburn, Lisa	41 Bermuda	2:31,84
	31,98 1:12,37 1:56,35	2:31,84
3 Hidalgo, Mariangel	24 Costa Rica	2:32,39
	32,72 1:11,43 1:56,64	2:32,39
4 Rahael, Samantha	20 Trinidad&Tobago	2:33,66
	33,37 1:12,01 1:57,47	2:33,66
5 Watson, Caylee	18 Virgin Islands	2:37,77
	31,39 1:11,14 2:00,25	2:37,77
6 Myles, Stephanie	20 Bermuda	2:39,48
	33,39 1:17,35 2:04,16	2:39,48
7 Gabriela, Muñoz	21 Guatemala	2:42,72
	34,03 1:15,41 2:04,46	2:42,72



XXVIII Centroamericano y Caribe de Natación - 01/07/2013 to 05/07/2013

Resultados

Preliminares ... (Evento 19 Damas 18 & Over 200 LC Metros IM)

Name	Age	Team	Prelim Time
8 Flores, María Gabriela	19	Costa Rica	2:44,81
	35,80	1:16,54 2:07,80	2:44,81
9 Elly, Valdes	19	Guatemala	2:51,02
	33,37	1:18,89 2:11,32	2:51,02

Evento 20 Varones 18 & Over 200 LC Metros IM

CCCAN: 2:08,90 * 28/06/2011 Nicholas Schwab

Name	Age	Team	Finals Time
Finals			
1 Homer, Christian	20	Trinidad&Tobago	2:07,80*
	26,43	58,61 1:38,75	2:07,80
2 Schwab, Nicholas	22	R Dominicana	2:10,42
	28,14	1:02,63 1:39,92	2:10,42
3 Gomez, Jean Luis	22	R Dominicana	2:11,65
	27,57	1:00,59 1:40,99	2:11,65
4 Mays, Bryson	18	Virgin Islands	2:14,15
	28,10	1:02,87 1:43,01	2:14,15
5 Manuel, Meneses	20	Guatemala	2:18,15
	29,22	1:05,63 1:46,00	2:18,15
6 Curtis, Christopher	18	Barbados	2:20,28
	29,04	1:04,12 1:46,02	2:20,28
7 Beveridge, Andrew	19	Bermuda	2:24,12
	29,31	1:06,07 1:51,10	2:24,12
8 Worrell, Bradford	25	St Lucia	2:24,90
	29,96	1:08,51 1:50,60	2:24,90

Evento 20 Varones 18 & Over 200 LC Metros IM

CCCAN: 2:08,90 * 28/06/2011 Nicholas Schwab

Name	Age	Team	Prelim Time
Preliminares			
1 Schwab, Nicholas	22	R Dominicana	2:12,27
	28,32	1:04,12 1:41,94	2:12,27
2 Gomez, Jean Luis	22	R Dominicana	2:16,23
	27,87	1:00,97 1:41,73	2:16,23
3 Homer, Christian	20	Trinidad&Tobago	2:17,09
	27,38	1:00,88 1:42,62	2:17,09
4 Mays, Bryson	18	Virgin Islands	2:17,42
	27,76	1:03,61 1:44,54	2:17,42
5 Manuel, Meneses	20	Guatemala	2:18,15
	29,76	1:05,76 1:45,82	2:18,15
6 Curtis, Christopher	18	Barbados	2:19,83
	28,92	1:04,22 1:46,20	2:19,83
7 Worrell, Bradford	25	St Lucia	2:25,01
	29,37	1:08,12 1:50,58	2:25,01
8 Beveridge, Andrew	19	Bermuda	2:26,55
	29,90	1:07,75 1:53,14	2:26,55
9 Barberena, Eisner	18	Nicaragua	2:26,67
	31,19	1:05,79 1:52,85	2:26,67
--- Gutierrez, Allan	19	Honduras	X2:16,43
	27,22	1:03,98 1:45,66	2:16,43
--- MC Leod, Abraham	20	Trinidad&Tobago	NS

Evento 21 Damas 15-17 200 LC Metros IM


CCCAN: 2:23,23 * 7/1987 Silvia Poll

Name	Age	Team	Finals Time
Finals			
1 Avila, Julimar	15	Honduras	2:27,09
	31,46	1:09,90 1:53,94	2:27,09
2 Reidemeister, Marissa	16	Costa Rica	2:28,90
	32,22	1:12,42 1:56,11	2:28,90
3 Donahue, Alexandria M	16	Trinidad&Tobago	2:29,74
	33,27	1:14,69 1:55,28	2:29,74
4 Castellanos, Ana	16	Honduras	2:31,19
	32,39	1:11,78 1:56,25	2:31,19
5 Holder, Zabrina	16	Barbados	2:32,63
	30,77	1:10,12 1:56,43	2:32,63
6 Van den Berg, Daniella P	16	Aruba	2:33,43
	33,26	1:14,71 2:00,29	2:33,43
7 Morley, Laura J	16	Bahamas	2:33,61
	33,88	1:14,26 1:57,91	2:33,61
8 Gibbs, Amara	16	Barbados	2:35,80
	31,99	1:10,38 2:00,65	2:35,80

Evento 21 Damas 15-17 200 LC Metros IM

CCCAN: 2:23,23 * 7/1987 Silvia Poll

Name	Age	Team	Prelim Time
Preliminares			
1 Reidemeister, Marissa	16	Costa Rica	2:31,03
	32,92	1:12,45 1:57,65	2:31,03
2 Castellanos, Ana	16	Honduras	2:31,53
	32,74	1:12,69 1:57,22	2:31,53
3 Holder, Zabrina	16	Barbados	2:34,71
	32,06	1:11,91 1:58,97	2:34,71
4 Morley, Laura J	16	Bahamas	2:34,93
	34,68	1:14,36 1:59,69	2:34,93
5 Van den Berg, Daniella P	16	Aruba	2:35,64
	34,23	1:15,56 2:02,03	2:35,64
6 Avila, Julimar	15	Honduras	2:35,66
	32,63	1:12,46 1:59,89	2:35,66
7 Donahue, Alexandria M	16	Trinidad&Tobago	2:36,56
	35,02	1:16,50 2:01,17	2:36,56
8 Gibbs, Amara	16	Barbados	2:36,67
	32,79	1:12,82 2:00,49	2:36,67
9 Arcila, Larismar	17	Venezuela	2:36,81
	34,42	1:14,91 1:59,26	2:36,81
10 Nicole, David	15	Guatemala	2:38,64
	33,37	1:12,70 2:00,39	2:38,64
11 Sánchez, Adriana	16	El Salvador	2:38,79
	35,07	1:14,82 2:03,52	2:38,79
12 Fernanda, Archila	16	Guatemala	2:42,22
	35,49	1:17,51 2:05,67	2:42,22
13 Ponson, Ally	17	Aruba	2:44,63
	33,51	1:17,24 2:08,93	2:44,63



XXVIII Centroamericano y Caribe de Natación - 01/07/2013 to 05/07/2013

Resultados

Preliminares ... (Evento 21 Damas 15-17 200 LC Metros IM)

Name	Age	Team	Prelim Time
14 Rivas, Vanessa	16	R Dominicana	2:45,07
35,31	1:19,00	2:06,53	2:45,07

Evento 22 Varones 15-17 200 LC Metros IM

CCCAN: 2:04,51 * 7/2001 George Bovell

Name	Age	Team	Finals Time
Finals			
1 Aguilar, Edgar	17	Venezuela	2:12,83
27,96	1:02,88	1:41,97	2:12,83
2 Ernesto, Rangel	15	Guatemala	2:13,45
28,93	1:04,45	1:43,34	2:13,45
3 Araya, Esteban	16	Costa Rica	2:14,02
28,63	1:02,61	1:42,90	2:14,02
4 Beitia, Isaac	17	Panamá	2:14,21
28,08	1:02,31	1:43,60	2:14,21
5 Rojas, Mario Andrés	17	Costa Rica	2:15,33
29,37	1:02,95	1:44,51	2:15,33
6 Arteta, Andy	17	Venezuela	2:15,36
29,19	1:06,32	1:46,81	2:15,36
7 Groters, Jordy A	16	Aruba	2:15,42
29,59	1:05,22	1:43,96	2:15,42
8 Dominguez, Josue	16	R Dominicana	2:20,27
29,01	1:06,60	1:46,48	2:20,27

Evento 22 Varones 15-17 200 LC Metros IM

CCCAN: 2:04,51 * 7/2001 George Bovell

Name	Age	Team	Prelim Time
Preliminares			
1 Araya, Esteban	16	Costa Rica	2:16,12
29,72	1:03,35	1:43,79	2:16,12
2 Ernesto, Rangel	15	Guatemala	2:16,53
28,65	1:06,27	1:44,69	2:16,53
3 Aguilar, Edgar	17	Venezuela	2:16,72
28,29	1:03,64	1:44,23	2:16,72
4 Rojas, Mario Andrés	17	Costa Rica	2:16,80
30,28	1:03,14	1:46,10	2:16,80
5 Beitia, Isaac	17	Panamá	2:17,05
28,33	1:03,74	1:44,75	2:17,05
6 Arteta, Andy	17	Venezuela	2:19,03
30,09	1:06,63	1:48,11	2:19,03
7 Dominguez, Josue	16	R Dominicana	2:19,97
29,87	1:07,44	1:47,65	2:19,97
8 Groters, Jordy A	16	Aruba	2:20,32
30,61	1:07,11	1:46,40	2:20,32
9 Flores, Jesus	16	Honduras	2:20,44
30,47	1:07,90	1:47,10	2:20,44
10 Carey, Dionisio S	15	Bahamas	2:30,92
29,52	1:09,15	1:53,26	2:30,92
11 Torres, Victor	17	Virgin Islands	2:35,67
30,94	1:08,77	1:58,05	2:35,67

Evento 23 Damas 13-14 200 LC Metros IM

CCCAN: 2:26,14 * 29/06/2011 Ana Maria Castellanos

Name	Age	Team	Finals Time
Finals			
1 Pastrana, Sara	13	Honduras	2:30,87
31,48	1:11,06	1:56,85	2:30,87
2 Ramos, Maria	13	Venezuela	2:31,08
31,63	1:13,04	1:57,76	2:31,08
3 Far, Maria Fernanda	14	Panamá	2:31,11
31,21	1:10,25	1:56,39	2:31,11
4 Clemant, Karelis	13	Venezuela	2:33,73
33,98	1:13,11	1:59,42	2:33,73
5 Higgs, Albury A	13	Bahamas	2:34,96
32,36	1:11,94	1:57,35	2:34,96
6 Márquez, Celina	13	El Salvador	2:35,69
31,42	1:11,29	1:59,25	2:35,69
7 Clarke, Alexis	14	Barbados	2:38,44
32,01	1:12,68	2:02,56	2:38,44
8 Maduro, Rebecca	14	Aruba	2:43,57
33,80	1:17,16	2:07,07	2:43,57

Evento 23 Damas 13-14 200 LC Metros IM

CCCAN: 2:26,14 * 29/06/2011 Ana Maria Castellanos

Name	Age	Team	Prelim Time
Preliminares			
1 Márquez, Celina	13	El Salvador	2:32,88
2 Far, Maria Fernanda	14	Panamá	2:34,25
3 Pastrana, Sara	13	Honduras	2:34,39
32,51	1:12,81	1:58,52	2:34,39
4 Clemant, Karelis	13	Venezuela	2:35,20
33,45	1:14,98	2:01,39	2:35,20
5 Clarke, Alexis	14	Barbados	2:36,17
32,00	1:11,93	2:01,10	2:36,17
6 Ramos, Maria	13	Venezuela	2:36,66
33,53	2:02,45	2:36,66	2:36,66
7 Maduro, Rebecca	14	Aruba	2:39,25
8 Higgs, Albury A	13	Bahamas	2:39,85
9 Martin, Junice	13	Aruba	2:40,37
33,63	1:17,17	2:02,88	2:40,37
10 Samantha, Guillen	13	Guatemala	2:43,94
11 Larios, Ana Joselina	13	Honduras	2:44,12
12 Montero, María José	14	Costa Rica	2:44,53
35,68	1:18,50	2:08,37	2:44,53
13 Murillo, Milena	14	Costa Rica	2:47,07
14 Mulrain, Jewel	14	Trinidad&Tobago	2:48,13
34,23	1:20,12	2:09,66	2:48,13



XXVIII Centroamericano y Caribe de Natación - 01/07/2013 to 05/07/2013

Resultados

Evento 24 Varones 13-14 200 LC Metros IM

CCCAN: 2:09,83 * 7/2001 Nicholas Bovell

Name	Age	Team	Finals Time	
Finals				
1 Schreuders, Mikel	14	Aruba	2:15,33	
	28,89	1:05,23	1:44,45	2:15,33
2 Reyes, Franco A	14	Panamá	2:18,64	
	28,63	1:04,64	1:45,13	2:18,64
3 Maher, Adrian	14	Nicaragua	2:20,04	
	30,68	1:08,45	1:48,65	2:20,04
4 Pascual, Jose	14	Venezuela	2:20,32	
	31,61	1:09,20	1:48,30	2:20,32
5 Gomez, Jhondayner	14	Venezuela	2:21,90	
	29,48	1:05,06	1:50,71	2:21,90
6 Duran, Alfonso	14	Honduras	2:22,73	
	30,09	1:06,28	1:49,82	2:22,73
7 Álvarez, Bryan	13	Costa Rica	2:23,70	
	29,41	1:07,92	1:49,49	2:23,70
8 Groters, Patrick G	13	Aruba	2:28,58	
	31,15	1:08,34	1:54,85	2:28,58

Evento 24 Varones 13-14 200 LC Metros IM

CCCAN: 2:09,83 * 7/2001 Nicholas Bovell

Name	Age	Team	Prelim Time	
Preliminares				
1 Gomez, Jhondayner	14	Venezuela	2:20,47	
	32,13	1:12,78	1:58,06	2:20,47
2 Reyes, Franco A	14	Panamá	2:20,68	
	30,48	1:08,26	1:50,69	2:20,68
3 Álvarez, Bryan	13	Costa Rica	2:22,25	
	31,99	1:16,00	2:02,39	2:22,25
4 Schreuders, Mikel	14	Aruba	2:22,75	
5 Maher, Adrian	14	Nicaragua	2:23,14	
6 Pascual, Jose	14	Venezuela	2:23,67	
	32,02	1:11,47	1:57,09	2:23,67
7 Duran, Alfonso	14	Honduras	2:23,82	
8 Groters, Patrick G	13	Aruba	2:27,95	
9 Mays, Matthew	14	Virgin Islands	2:28,48	
	31,34	1:09,57	1:53,06	2:28,48
10 Flores, Marco	14	Honduras	2:28,80	
11 Encinar, Alexander R	14	Bahamas	2:29,43	
	33,98	1:15,80	2:01,26	2:29,43
12 Erick, Gordillo	13	Guatemala	2:30,13	
	29,35	1:08,45	1:48,66	2:30,13
13 Rodriguez, Alexander	14	R Dominicana	2:30,97	
	33,14	1:14,15	2:02,68	2:30,97
14 Daniel, Jyasi	13	St Lucia	2:38,12	
15 Fernander, N'Nhyin M	14	Bahamas	2:44,13	
	30,84	1:12,52	2:01,57	2:44,13
--- Mascoll-Gomes, Noah	13	Ant and Barbuda	NS	

Evento 25 Damas 11-12 400 LC Metros Combinado Relevo

CCCAN: 4:42,26 * 7/2003

F González / I Chávez / R Medrano / P Castañeda

Team	Relevo	Finals Time	
1 Venezuela	A	4:52,45	
1) Goncalves, Ana C 12	2) Capannelli, Eleonora 12		
3) Ochoa, Barbara 12	4) Brito, Valentina 12		
		35,19	1:14,22
		1:52,46	2:40,60
		3:11,68	3:48,98
		4:18,90	4:52,45
2 Aruba	A	4:53,40	
1) Timmer, Elisabeth 11	2) Schreuders, Anahi 12		
3) Maduro, Keeley 12	4) Kock, Florence 12		
		38,08	1:18,75
		1:56,57	2:40,77
		3:12,91	3:58,30
		4:21,35	4:53,40
3 Costa Rica	A	4:54,56	
1) Badilla, María Fernanda 12	2) Pratt, Doménica 12		
3) Fernández, María Fernanda 12	4) Ramírez, Andrea 12		
		35,68	1:12,62
			1:29,07
		3:11,94	3:50,03
		4:20,85	4:54,56
4 Guatemala	A	5:03,00	
1) Sarah, Bucaro 12	2) Karla, Castillo 12		
3) Carmen, Alfaro 12	4) Stefanie, Mendizabal 12		
		37,19	1:17,55
		1:57,94	2:44,34
		3:18,24	3:57,16
		4:27,86	5:03,00
5 Barbados	A	5:05,68	
1) Treasure, McKayla 12	2) Lashley, Rebecca 12		
3) Harding, Destiny 11	4) Smith, Shannan 12		
		36,71	1:15,14
		1:55,97	2:39,76
		4:29,88	5:05,68
6 Trinidad&Tobago	A	5:09,50	
1) Dickson, Marissa 12	2) Changar, Jessie 12		
3) Faure, Vrisnelit 11	4) Chai, Jada 11		
		39,23	1:21,29
			2:49,63
		3:23,62	4:04,30
		4:35,07	5:09,50
7 Honduras	A	5:13,66	
1) Pastrana, Ana 11	2) Cwu, Fernanda 12		
3) Vilorio, Angie 11	4) Medina, Cecilia 12		
		38,13	1:18,34
		2:00,17	2:44,55
		3:19,61	4:03,32
		4:36,89	5:13,66
8 Panamá	A	5:20,43	
1) Tamayo, Ireya 11	2) Rodriguez, Tereza 12		
3) Avila, Maria Luisa 12	4) De Leon, María A 12		
		36,07	1:14,03
		1:58,91	2:49,40
		3:21,36	4:07,61
		4:41,48	5:20,43

Evento 26 Varones 11-12 400 LC Metros Combinado Relevo

CCCAN: 4:22,69 * 03/07/2009 Venezuela

R Alfonso, C Claverie, M Roque, A Doria

Team	Relevo	Finals Time	
1 Venezuela	A	4:37,73	
1) Davila, Sebastian 12	2) Bastidas, Carlos 12		
3) Silva, Dangelo 12	4) Useche, Anthony 12		
		33,30	1:08,50
		1:47,80	2:30,94
		3:02,77	3:38,21
		4:06,18	4:37,73



XXVIII Centroamericano y Caribe de Natación - 01/07/2013 to 05/07/2013

Resultados

(Evento 26 Varones 11-12 400 LC Metros Combinado Relevé)

Team	Relevo	Finals Time
2 Barbados	A	4:39,78
1) Kirby, Jack 12	2) Weekes, Luis Sebastian 12	
3) St.Prix, Damon 12	4) Talma, Kobi 12	
33,91 1:10,03	1:46,89 2:27,52	
2:58,66 3:34,83	4:06,31 4:39,78	
3 Costa Rica	A	4:49,87
1) Blanco, Kevin 12	2) Solano, Gabriel Andrés 12	
3) Vargas, Carlos Alberto 12	4) Retana, Daniel 12	
34,63 1:12,20	1:49,84 2:33,66	
3:07,78 3:45,23	4:15,89 4:49,87	
4 Panamá	A	4:52,16
1) Stoute, Joshua 11	2) Trejos, Diomedes 12	
3) Cuevas, Roberto 12	4) Reyes, Winston 12	
35,54 1:13,92	1:51,84 2:34,79	
3:07,27 3:46,23	4:17,66 4:52,16	

Evento 27 Damas 15-17 200 LC Metros Estilo Libre

CCCAN: 2:02,12 * 7/1989 Claudia Poll

Name	Age Team	Finals Time
Finals		
1 Gabriela, Santis	16 Guatemala	2:06,53
30,47 1:03,69	1:37,26 2:06,53	
2 Evans, Joanna L	15 Bahamas	2:07,64
31,08 1:04,43	1:37,73 2:07,64	
3 Paez, Isabella	17 Venezuela	2:08,48
31,55 1:05,37	1:39,22 2:08,48	
4 Avila, Julimar	15 Honduras	2:08,78
31,37 1:05,54	1:40,24 2:08,78	
5 Bonzanti, Annagrazia	17 Venezuela	2:09,71
30,94 1:04,55	1:38,80 2:09,71	
6 Reidemeister, Marissa	16 Costa Rica	2:12,28
31,36 1:05,34	1:40,11 2:12,28	
7 Hidalgo, Rashel	15 Costa Rica	2:13,08
32,65 1:07,04	1:43,62 2:13,08	
8 Ponson, Ally	17 Aruba	2:13,70
30,75 1:04,47	1:39,58 2:13,70	

Evento 27 Damas 15-17 200 LC Metros Estilo Libre

CCCAN: 2:02,12 * 7/1989 Claudia Poll

Name	Age Team	Prelim Time
Preliminares		
1 Evans, Joanna L	15 Bahamas	2:10,99
30,47 1:03,69	1:37,26 2:10,99	
2 Paez, Isabella	17 Venezuela	2:11,63
31,26 1:04,59	1:38,07 2:11,63	
3 Bonzanti, Annagrazia	17 Venezuela	2:11,81
31,08 1:04,43	1:37,73 2:11,81	
4 Gabriela, Santis	16 Guatemala	2:12,30
31,07 1:04,78	1:38,91 2:12,30	
5 Reidemeister, Marissa	16 Costa Rica	2:12,51
31,93 1:05,42	1:39,43 2:12,51	

6 Ponson, Ally	17 Aruba	2:13,10
30,94 1:04,55	1:38,80 2:13,10	
7 Avila, Julimar	15 Honduras	2:13,29
31,01 1:04,79	1:39,02 2:13,29	
8 Hidalgo, Rashel	15 Costa Rica	2:13,47
30,75 1:04,47	1:39,58 2:13,47	
9 Galdamez, Angie	16 Honduras	2:14,26
31,36 1:05,34	1:40,11 2:14,26	
10 Quinteros, Rebeca	15 El Salvador	2:15,08
32,19 1:06,84	1:40,91 2:15,08	
11 David, Syriah	15 Trinidad&Tobago	2:15,33
31,37 1:05,54	1:40,24 2:15,33	
12 Morley, Laura J	16 Bahamas	2:16,28
31,45 1:05,75	1:41,15 2:16,28	
13 Flores, Fátima	17 El Salvador	2:17,13
31,89 1:06,15	1:41,49 2:17,13	
14 Holder, Zabrina	16 Barbados	2:17,45
31,97 1:06,25	1:41,36 2:17,45	
15 Ponson, Gaby	17 Aruba	2:17,61
31,55 1:05,37	1:39,22 2:17,61	
16 Fernanda, Archila	16 Guatemala	2:19,95
32,65 1:07,04	1:43,62 2:19,95	

Evento 28 Varones 15-17 200 LC Metros Estilo Libre


CCCAN: 1:52,97 * 8/2005 Shaune Fraser

Name	Age Team	Finals Time
Finals		
1 Perez, Miguel	17 Venezuela	1:55,13
28,84 1:01,08	1:34,82 1:55,13	
2 Sanchez, Cherly	15 Venezuela	1:55,72
28,47 59,88	1:30,87 1:55,72	
3 Acosta, Marcelo	16 El Salvador	1:57,33
4 Araya, Esteban	16 Costa Rica	1:58,39
5 Rojas, Mario Andrés	17 Costa Rica	1:59,29
6 Baptiste, Jabari	15 Trinidad&Tobago	2:01,12
28,44 1:00,21	1:32,31 2:01,12	
7 Selby, Christian	15 Barbados	2:02,34
30,39 1:04,28	1:39,29 2:02,34	

Evento 28 Varones 15-17 200 LC Metros Estilo Libre

CCCAN: 1:52,97 * 8/2005 Shaune Fraser

Name	Age Team	Prelim Time
Preliminares		
1 Sanchez, Cherly	15 Venezuela	1:58,22
27,70 57,74	1:28,27 1:58,22	
2 Baptiste, Jabari	15 Trinidad&Tobago	2:00,19
27,49 58,08	1:29,05 2:00,19	
3 Perez, Miguel	17 Venezuela	2:01,78
28,47 59,88	1:30,87 2:01,78	
4 Selby, Christian	15 Barbados	2:04,25
28,25 59,23	1:32,03 2:04,25	
5 Acosta, Marcelo	16 El Salvador	2:04,95
28,44 1:00,21	1:32,31 2:04,95	



XXVIII Centroamericano y Caribe de Natación - 01/07/2013 to 05/07/2013

Resultados

Preliminares ... (Evento 28 Varones 15-17 200 LC Metros Estilo Libre)				
Name	Age	Team	Prelim Time	
6 Araya, Esteban	16	Costa Rica	2:08,82	
	28,84	1:01,08	1:34,82	2:08,82
7 Rojas, Mario Andrés	17	Costa Rica	2:14,52	
	30,39	1:04,28	1:39,29	2:14,52
--- Gersson, Monroy	16	Guatemala	NS	

Evento 29 Damas 18 & Over 200 LC Metros Estilo Libre
 CCCAN: 2:02,57 * 7/2001

Name	Age	Team	Finals Time	
1 Benitez, Pamela	21	El Salvador	2:07,92	
	28,12	58,91	1:29,63	2:07,92
2 Cabrera, Lani	19	Barbados	2:09,94	
	27,50	57,35	1:29,71	2:09,94
3 Rahael, Samantha	20	Trinidad&Tobago	2:13,41	
	29,05	1:00,61	1:33,67	2:13,41
4 Myles, Stephanie	20	Bermuda	2:16,36	
	28,57	1:00,72	1:33,09	2:16,36
5 Rose, Lee-Ann	18	Barbados	2:17,32	
	28,62	1:00,11	1:31,53	2:17,32
6 Heyliger, Rebecca	20	Bermuda	2:18,26	
--- Gabriela, Muñoz	21	Guatemala	NS	
	29,33	1:01,35	1:34,47	

Evento 30 Varones 18 & Over 200 LC Metros Estilo Libre
 CCCAN: 1:52,43 * 02/07/2009 Mario Montoya

Name	Age	Team	Finals Time	
Finals				
1 Schwab, Nicholas	22	R Dominicana	1:55,52	
2 Kevin, Avila	20	Guatemala	1:55,93	
3 Gutierrez, Allan	19	Honduras	1:56,49	
4 Le Grand, Jemal E	18	Aruba	1:57,24	
5 Gary, Pineda	19	Guatemala	2:00,72	
6 Mays, Bryson	18	Virgin Islands	2:02,90	
7 Brenner, Marcel	18	Costa Rica	2:04,99	
8 Lyons, Cadell	20	Trinidad&Tobago	2:08,23	

Evento 30 Varones 18 & Over 200 LC Metros Estilo Libre
 CCCAN: 1:52,43 * 02/07/2009 Mario Montoya

Name	Age	Team	Prelim Time	
Preliminares				
1 Schwab, Nicholas	22	R Dominicana	1:58,06	
	27,37	56,76	1:26,75	1:58,06
2 Gutierrez, Allan	19	Honduras	2:01,87	
	28,12	58,91	1:29,63	2:01,87
3 Kevin, Avila	20	Guatemala	2:02,56	
	27,98	58,84	1:30,76	2:02,56
4 Le Grand, Jemal E	18	Aruba	2:02,77	
	27,50	57,35	1:29,71	2:02,77
5 Mays, Bryson	18	Virgin Islands	2:03,90	
	27,78	59,08	1:31,40	2:03,90
6 Lyons, Cadell	20	Trinidad&Tobago	2:03,93	
	28,62	1:00,11	1:31,53	2:03,93


7 Gary, Pineda	19	Guatemala	2:04,06	
	28,72	59,94	1:31,95	2:04,06
8 Brenner, Marcel	18	Costa Rica	2:04,25	
	29,33	1:01,35	1:34,47	2:04,25
9 Torres, José Javier	21	Costa Rica	2:05,04	
	28,57	1:00,72	1:33,09	2:05,04
10 Courtis, Christopher	18	Barbados	2:06,12	
	29,05	1:00,61	1:33,67	2:06,12
11 Beveridge, Andrew	19	Bermuda	2:06,70	
	27,97	59,95	1:33,51	2:06,70
12 Worrell, Bradford	25	St Lucia	2:07,06	
	28,68	1:00,15	1:33,30	2:07,06

Evento 31 Damas 13-14 200 LC Metros Estilo Libre
 CCCAN: 2:00,49 * 7/1985 Silvia Poll

Name	Age	Team	Finals Time	
Finals				
1 Pastrana, Sara	13	Honduras	2:10,37	
2 Perez, Oriana	13	Venezuela	2:10,43	
3 Valerie, Gruest	14	Guatemala	2:11,43	
4 Clemant, Karelis	13	Venezuela	2:11,52	
5 Gill, Hannah	13	Barbados	2:15,47	
6 Cooper, Cathy	13	Panamá	2:16,84	
7 Hassell, Shannon	13	Bermuda	2:18,07	
8 Sophia, Bucaro	13	Guatemala	2:21,85	

Evento 31 Damas 13-14 200 LC Metros Estilo Libre
 CCCAN: 2:00,49 * 7/1985 Silvia Poll

Name	Age	Team	Prelim Time	
Preliminares				
1 Perez, Oriana	13	Venezuela	2:12,88	
	31,37	1:04,98	1:39,14	2:12,88
2 Clemant, Karelis	13	Venezuela	2:13,94	
	31,91	1:06,05	1:40,61	2:13,94
3 Gill, Hannah	13	Barbados	2:13,96	
	30,86	1:04,98	1:39,87	2:13,96
4 Valerie, Gruest	14	Guatemala	2:15,57	
	31,68	1:05,72	1:40,58	2:15,57
5 Pastrana, Sara	13	Honduras	2:15,96	
	31,76	1:06,19	1:41,51	2:15,96
6 Cooper, Cathy	13	Panamá	2:17,73	
	32,63	1:07,55	1:42,99	2:17,73
7 Sophia, Bucaro	13	Guatemala	2:19,16	
	32,58	1:07,41	1:43,08	2:19,16
8 Sherry, Sariyah	14	Barbados	2:19,39	
	32,23	1:07,22	1:42,97	2:19,39
9 Hassell, Shannon	13	Bermuda	2:19,89	
	31,55	1:06,44	1:43,16	2:19,89
10 van den Berg, Andrea	14	Aruba	2:19,94	
	32,35	1:07,60	1:43,57	2:19,94
11 Arends, Ginayla	14	Aruba	2:20,44	
	32,24	1:08,09	1:43,96	2:20,44



XXVIII Centroamericano y Caribe de Natación - 01/07/2013 to 05/07/2013

Resultados

Preliminares ... (Evento 31 Damas 13-14 200 LC Metros Estilo Libre)

Name	Age	Team	Prelim Time
12 Quesada, Verónica	14	Costa Rica	2:22,28
33,10	1:08,85	1:46,11	2:22,28
13 Klein, Sasha	13	Virgin Islands	2:24,88
32,11	1:08,69	1:47,71	2:24,88
14 Mulrain, Jewel	14	Trinidad&Tobago	2:27,22
33,02	1:10,58	1:48,68	2:27,22

Evento 32 Varones 13-14 200 LC Metros Estilo Libre

CCCAN: 1:55,55 * 27/06/2011 Dylan Carter

Name	Age	Team	Finals Time
Finals			
1 Khazne, Antoine	14	Venezuela	1:57,63
2 Rosso, Jesus	14	Venezuela	1:58,05
3 Schreuders, Mikel	14	Aruba	2:00,48
4 Montero, Diego	14	Costa Rica	2:01,86
5 Martinez, Raul	14	Cuba	2:02,96
6 Sobers, Alex	14	Barbados	2:03,70
7 Maher, Adrian	14	Nicaragua	2:04,27
8 González, Antonio	14	Costa Rica	2:05,05

Evento 32 Varones 13-14 200 LC Metros Estilo Libre

CCCAN: 1:55,55 * 27/06/2011 Dylan Carter

Name	Age	Team	Prelim Time
Preliminares			
1 Martinez, Raul	14	Cuba	2:03,05
28,87	1:00,33	1:31,92	2:03,05
2 Rosso, Jesus	14	Venezuela	2:03,28
28,99	1:00,49	1:32,15	2:03,28
3 Sobers, Alex	14	Barbados	2:03,91
28,82	1:00,31	1:32,23	2:03,91
4 Khazne, Antoine	14	Venezuela	2:05,53
29,59	1:02,06	1:34,04	2:05,53
5 Montero, Diego	14	Costa Rica	2:05,82
29,69	1:02,20	1:34,56	2:05,82
6 Maher, Adrian	14	Nicaragua	2:06,03
29,43	1:02,13	1:34,61	2:06,03
7 Schreuders, Mikel	14	Aruba	2:06,04
29,55	1:02,06	1:34,27	2:06,04
8 González, Antonio	14	Costa Rica	2:06,73
28,88	1:00,61	1:33,50	2:06,73
9 Washington, Jesse	13	Bermuda	2:07,39
28,81	1:01,36	1:34,36	2:07,39
10 Duran, Alfonso	14	Honduras	2:09,31
30,16	1:02,92	1:35,67	2:09,31
11 Groters, Patrick G	13	Aruba	2:09,47
30,07	1:02,60	1:36,04	2:09,47
12 Mascoll-Gomes, Noah	13	Ant and Barbuda	2:09,78
29,53	1:02,61	1:36,71	2:09,78
13 Alberga, Christian	13	Jamaica	2:13,11
28,57	1:03,15	1:39,13	2:13,11

14 Emanus, Mark	14	St Lucia	2:17,93
30,57	1:05,03	1:40,93	2:17,93

Evento 33 Damas 15-17 100 LC Metros Dorso

CCCAN: 1:04,83 * 7/1987 Silvia Poll

Name	Age	Team	Finals Time
1 Julien, Kristin	16	Trinidad&Tobago	1:08,19
2 Gramcko, Marcela	16	Venezuela	1:09,42
3 Ponson, Ally	17	Aruba	1:10,55
4 Hidalgo, Rashel	15	Costa Rica	1:12,18
5 Paniagua, María José	15	El Salvador	1:13,19
6 Guerrero, Carolina	16	Costa Rica	1:13,74
7 Nicole, David	15	Guatemala	1:13,85
8 Larios, Ingrid	15	Honduras	1:15,07
--- Donahue, Alexandria M	16	Trinidad&Tobago	SCR
--- Gibbs, Amara	16	Barbados	SCR

Evento 34 Varones 15-17 100 LC Metros Dorso

CCCAN: 57,60 * 7/1989 Neisser Bent

Name	Age	Team	Finals Time
Finals			
1 Barrera, Armando	17	Cuba	57,41
2 Molina, Robinson	15	Venezuela	59,92
3 Lopez, Jesus	17	Venezuela	1:00,19
4 Mc Leod, David	16	Trinidad&Tobago	1:00,71
5 Baptiste, Jabari	15	Trinidad&Tobago	1:00,76
6 Gersson, Monroy	16	Guatemala	1:02,90
7 Martinez, Aramis	17	Panamá	1:04,75
8 Carey, Dionisio S	15	Bahamas	1:05,58

Evento 34 Varones 15-17 100 LC Metros Dorso

CCCAN: 57,60 * 7/1989 Neisser Bent

Name	Age	Team	Prelim Time
Preliminares			
1 Barrera, Armando	17	Cuba	1:00,33
29,30	1:00,33		
2 Mc Leod, David	16	Trinidad&Tobago	1:00,46
29,61	1:00,46		
3 Molina, Robinson	15	Venezuela	1:01,23
29,85	1:01,23		
4 Baptiste, Jabari	15	Trinidad&Tobago	1:01,73
30,68	1:01,73		
5 Lopez, Jesus	17	Venezuela	1:02,38
30,77	1:02,38		
6 Gersson, Monroy	16	Guatemala	1:03,34
30,63	1:03,34		
7 Carey, Dionisio S	15	Bahamas	1:03,82
30,35	1:03,82		
8 Martinez, Aramis	17	Panamá	1:03,93
30,56	1:03,93		
9 Escalante, Carlos	15	Costa Rica	1:04,48
31,83	1:04,48		
10 Araya, Esteban	16	Costa Rica	1:05,64
31,97	1:05,64		



XXVIII Centroamericano y Caribe de Natación - 01/07/2013 to 05/07/2013

Resultados

Preliminares ... (Evento 34 Varones 15-17 100 LC Metros Dorso)

Name	Age	Team	Prelim Time
11 Torres, Victor	17	Virgin Islands	1:06,11
31,66	1:06,11		
12 Willems, Marc	17	Aruba	1:06,32
32,20	1:06,32		
13 Beitia, Isaac	17	Panamá	1:08,00
32,82	1:08,00		

Evento 35 Damas 18 & Over 100 LC Metros Dorso

CCCAN: 1:04,97 * 04/07/2009 Jesserick Pinto

Name	Age	Team	Finals Time
Finals			
1 Gisela, Morales	25	Guatemala	1:03,96*
2 Vilorio, Karen	19	Honduras	1:06,19
3 Sharpe, Rebecca	21	Bermuda	1:09,21
4 Hidalgo, Mariangel	24	Costa Rica	1:10,43
5 Rose, Lee-Ann	18	Barbados	1:11,15
6 Yearwood, Ashley R	18	Bermuda	1:11,26
7 Watson, Caylee	18	Virgin Islands	1:11,40
8 Gabriela, Muñoz	21	Guatemala	1:13,75

Evento 35 Damas 18 & Over 100 LC Metros Dorso

CCCAN: 1:04,97 * 04/07/2009 Jesserick Pinto

Name	Age	Team	Prelim Time
Preliminares			
1 Gisela, Morales	25	Guatemala	1:06,75
31,69	1:06,75		
2 Vilorio, Karen	19	Honduras	1:07,57
33,34	1:07,57		
3 Hidalgo, Mariangel	24	Costa Rica	1:09,57
33,75	1:09,57		
4 Yearwood, Ashley R	18	Bermuda	1:09,80
34,24	1:09,80		
5 Sharpe, Rebecca	21	Bermuda	1:10,56
34,57	1:10,56		
6 Watson, Caylee	18	Virgin Islands	1:10,93
34,30	1:10,93		
7 Rose, Lee-Ann	18	Barbados	1:11,73
35,41	1:11,73		
8 Gabriela, Muñoz	21	Guatemala	1:13,36
35,30	1:13,36		
--- Fortin, Ana	40	Honduras	DQ
34,73	DQ		

Evento 36 Varones 18 & Over 100 LC Metros Dorso

CCCAN: 57,56 * 7/2001

Name	Age	Team	Finals Time
Finals			
1 Homer, Christian	20	Trinidad&Tobago	57,47
2 Gomez, Jean Luis	22	R Dominicana	59,91
3 Augier, Jordan	18	St Lucia	1:00,39
4 Suriano, Rodrigo	19	El Salvador	1:00,85
5 Daniel, Santis	18	Guatemala	1:01,14

6 Fernando, Castellanos	22	Guatemala	1:02,24
7 Barberena, Eisner	18	Nicaragua	1:02,33
8 Jiménez, Felipe	18	Costa Rica	1:04,80

Evento 36 Varones 18 & Over 100 LC Metros Dorso

CCCAN: 57,56 * 7/2001

Name	Age	Team	Prelim Time
Preliminares			
1 Homer, Christian	20	Trinidad&Tobago	58,45
28,11	58,45		
2 Gomez, Jean Luis	22	R Dominicana	1:01,22
29,51	1:01,22		
3 Daniel, Santis	18	Guatemala	1:01,78
30,24	1:01,78		
4 Augier, Jordan	18	St Lucia	1:02,09
29,89	1:02,09		
5 Barberena, Eisner	18	Nicaragua	1:02,55
30,46	1:02,55		
6 Suriano, Rodrigo	19	El Salvador	1:02,69
30,01	1:02,69		
7 Jiménez, Felipe	18	Costa Rica	1:03,08
30,67	1:03,08		
8 Fernando, Castellanos	22	Guatemala	1:03,18
29,90	1:03,18		
9 Edwards, Anthony	22	Trinidad&Tobago	1:03,45
30,48	1:03,45		
10 Valverde, David	26	Costa Rica	1:04,11
31,29	1:04,11		
11 Courtis, Christopher	18	Barbados	1:05,65
31,62	1:05,65		
12 Beveridge, Andrew	19	Bermuda	1:08,22
32,61	1:08,22		

Evento 37 Damas 11-12 400 LC Metros Estilo Libre


CCCAN: 4:33,77 * 7/2001 Catalina Díaz

Name	Age	Team	Finals Time
Finals			
1 Contreras, Veronica	12	Venezuela	4:46,41
2 Badilla, María Fernanda	12	Costa Rica	4:50,19
3 Lyn, Annabella	12	Jamaica	4:55,19
4 Sarah, Bucaro	12	Guatemala	4:56,49
5 Kock, Florence	12	Aruba	4:57,73
6 Ramírez, Andrea	12	Costa Rica	4:59,17
7 Treasure, McKayla	12	Barbados	4:59,25
8 Smith, Shannan	12	Barbados	5:21,44

Evento 37 Damas 11-12 400 LC Metros Estilo Libre

CCCAN: 4:33,77 * 7/2001 Catalina Díaz

Name	Age	Team	Prelim Time
Preliminares			
1 Contreras, Veronica	12	Venezuela	4:52,67
32,85	1:08,85	1:45,73	2:23,20
3:00,64	3:38,26	4:15,87	4:52,67



XXVIII Centroamericano y Caribe de Natación - 01/07/2013 to 05/07/2013

Resultados

Preliminares ... (Evento 37 Damas 11-12 400 LC Metros Estilo Libre)

Name	Age	Team	Prelim Time	
2 Kock, Florence	12	Aruba	4:54,60	
	33,31	1:10,28	1:47,38	2:24,91
	3:02,26	3:40,10	4:17,81	4:54,60
3 Badilla, María Fernanda	12	Costa Rica	4:55,12	
	33,39	1:10,02	1:47,48	2:25,37
	3:03,31	3:41,68	4:19,21	4:55,12
4 Sarah, Bucaro	12	Guatemala	4:57,84	
	33,59	1:10,73	1:48,04	2:26,09
	3:03,72	3:42,55	4:20,96	4:57,84
5 Lyn, Annabella	12	Jamaica	4:59,16	
	33,36	1:10,47	1:48,04	2:26,44
	3:04,55	3:43,27	4:21,76	4:59,16
6 Ramírez, Andrea	12	Costa Rica	4:59,33	
	34,46	1:11,39	1:48,96	2:27,08
	3:05,17	3:43,33	4:21,97	4:59,33
7 Smith, Shannan	12	Barbados	4:59,53	
	32,90	1:09,15	1:47,19	2:26,50
	3:05,93	3:45,39	4:24,39	4:59,53
8 Treasure, McKayla	12	Barbados	4:59,55	
	33,01	1:10,84	1:48,81	2:27,81
	3:05,60	3:44,41	4:23,43	4:59,55
9 Albarracin, Luisa	11	Venezuela	5:00,88	
	33,29	1:10,12	1:47,68	2:25,66
	3:03,83	3:42,24	4:21,53	5:00,88
10 Maduro, Keeley	12	Aruba	5:04,81	
	33,72	1:10,89	1:48,74	2:27,78
	3:06,36	3:46,59	4:25,96	5:04,81
11 Chai, Jada	11	Trinidad&Tobago	5:04,85	
	33,52	1:10,11	1:47,70	2:26,76
	3:06,49	3:46,42	4:26,24	5:04,85
12 Diana, Morales	11	Guatemala	5:10,13	
	32,67	1:10,51	1:48,67	2:27,61
	3:06,82	3:47,59	4:29,56	5:10,13
13 Medina, Cecilia	12	Honduras	5:14,85	
	33,93	1:11,79	1:51,40	2:32,24
	3:14,02	3:55,72	4:37,02	5:14,85
14 Irby, Ashley	11	Bermuda	5:15,00	
	34,07	1:12,66	1:52,42	2:32,54
	3:13,22	3:54,42	4:35,61	5:15,00
15 Maher, Sofia	11	Nicaragua	5:16,49	
	34,93	1:14,30	1:55,01	2:35,03
	3:16,19	3:57,24	4:37,54	5:16,49
16 Cwu, Fernanda	12	Honduras	5:25,49	
	35,84	1:15,09	1:55,41	2:37,10
	3:18,73	4:01,80	4:43,83	5:25,49
--- Faure, Vrissnelit	11	Trinidad&Tobago	NS	

Evento 38 Varones 11-12 400 LC Metros Estilo Libre


CCCAN: 4:22,48 * 7/2001 Carlos Corpi

Name	Age	Team	Finals Time	
1 Useche, Anthony	12	Venezuela	4:28,52	
2 St.Prix, Damon	12	Barbados	4:29,55	
3 Weekes, Luis Sebastian	12	Barbados	4:35,95	
4 Silva, Dangelo	12	Venezuela	4:39,96	
5 Castro de, Jordano	12	Neth Antilles	4:44,78	
6 Roberts, Joshua D	12	Bahamas	4:47,21	
7 Marsh, Jesse	12	Jamaica	4:47,94	
8 Yorke, Kael	12	Trinidad&Tobago	4:49,51	

Evento 38 Varones 11-12 400 LC Metros Estilo Libre

CCCAN: 4:22,48 * 7/2001 Carlos Corpi

Name	Age	Team	Prelim Time	
1 Useche, Anthony	12	Venezuela	4:35,62	
	31,19	1:05,62	1:40,47	2:15,82
	2:51,05	3:25,86	4:01,58	4:35,62
2 Weekes, Luis Sebastian	12	Barbados	4:38,45	
	31,39	1:06,18	1:41,10	2:16,48
	2:51,71	3:26,95	4:02,61	4:38,45
3 St.Prix, Damon	12	Barbados	4:39,69	
	30,13	1:03,98	1:39,58	2:14,74
	2:50,45	3:27,46	4:04,10	4:39,69
4 Silva, Dangelo	12	Venezuela	4:40,60	
	31,37	1:06,01	1:41,97	2:17,92
	2:54,16	3:30,72	4:06,68	4:40,60
5 Jacobs, Daniel	12	Aruba	4:44,04	
	31,92	1:06,55	1:41,76	2:18,16
	2:54,64	3:31,58	4:08,83	4:44,04
6 Castro de, Jordano	12	Neth Antilles	4:46,20	
	30,10	1:04,91	1:40,94	2:16,78
	2:53,35	3:30,98	4:09,15	4:46,20
7 Marsh, Jesse	12	Jamaica	4:50,34	
	32,07	1:08,52	1:45,56	2:23,89
	3:01,67	3:39,79	4:16,23	4:50,34
8 Yorke, Kael	12	Trinidad&Tobago	4:50,43	
	32,43	1:07,56	1:44,07	2:20,92
	2:57,86	3:35,39	4:13,23	4:50,43
9 Roberts, Joshua D	12	Bahamas	4:51,52	
	32,57	1:07,89	1:44,66	2:22,26
	2:59,93	3:38,28	4:15,45	4:51,52
10 Guevara, Juan Estevan	12	Costa Rica	5:02,17	
	32,04	1:07,65	1:45,86	2:24,43
	3:04,83	3:44,86	4:24,78	5:02,17
11 Thompson, Jeron	12	Trinidad&Tobago	5:10,30	
	33,37	1:10,47	1:49,38	2:29,32
	3:08,69	3:49,45	4:30,08	5:10,30



XXVIII Centroamericano y Caribe de Natación - 01/07/2013 to 05/07/2013

Resultados

Evento 39 Damas 13-14 100 LC Metros Mariposa

CCCAN: 1:03,54 * 02/07/2009 Melissa Mexia

Name	Age Team	Finals Time
Finals		
1 Palomo, Simone	14 Venezuela	1:05,07
2 Far, Maria Fernanda	14 Panamá	1:06,93
3 Valerie, Gruest	14 Guatemala	1:07,14
4 Fernandez, Vanessa	14 Venezuela	1:08,45
5 Maduro, Rebecca	14 Aruba	1:09,53
6 Torres, Catalina	14 Costa Rica	1:09,67
7 León, María Fernanda	13 Costa Rica	1:10,18
8 Sturup, Simone R	14 Bahamas	1:14,00

Evento 39 Damas 13-14 100 LC Metros Mariposa

CCCAN: 1:03,54 * 02/07/2009 Melissa Mexia

Name	Age Team	Prelim Time
Preliminares		
1 Palomo, Simone	14 Venezuela	1:06,75
31,92	1:06,75	
2 Far, Maria Fernanda	14 Panamá	1:08,39
32,31	1:08,39	
*3 Fernandez, Vanessa	14 Venezuela	1:08,42
33,14	1:08,42	
*3 Valerie, Gruest	14 Guatemala	1:08,42
33,05	1:08,42	
5 Maduro, Rebecca	14 Aruba	1:09,88
32,90	1:09,88	
6 León, María Fernanda	13 Costa Rica	1:10,19
33,42	1:10,19	
7 Sturup, Simone R	14 Bahamas	1:10,87
33,56	1:10,87	
8 Torres, Catalina	14 Costa Rica	1:11,31
34,54	1:11,31	
9 Pilgrim, Amira	13 Trinidad&Tobago	1:12,53
33,02	1:12,53	
10 Alejandra, Pelico	14 Guatemala	1:12,63
34,31	1:12,63	
11 Arends, Ginayla	14 Aruba	1:12,91
33,57	1:12,91	
12 Mulrain, Jewel	14 Trinidad&Tobago	1:14,90
34,79	1:14,90	
--- Pastrana, Sara	13 Honduras	NS

Evento 40 Varones 13-14 100 LC Metros Mariposa

CCCAN: 56,16 * 7/1997 Johan F. García

Name	Age Team	Finals Time
Finals		
1 Reyes, Franco A	14 Panamá	57,53
2 Jabbour, George	14 Honduras	1:00,16
3 Contreras, Santiago	14 Venezuela	1:00,50
4 Álvarez, Bryan	13 Costa Rica	1:00,82
5 Castillo, Juan	14 Cuba	1:00,89

6 Aguilar, David	14 Costa Rica	1:01,94
7 Duran, Alfonso	14 Honduras	1:02,33
8 Winterdal, Joseph	14 Aruba	1:03,97

Evento 40 Varones 13-14 100 LC Metros Mariposa


CCCAN: 56,16 * 7/1997 Johan F. García

Name	Age Team	Prelim Time
Preliminares		
1 Reyes, Franco A	14 Panamá	59,13
28,42	59,13	
2 Castillo, Juan	14 Cuba	1:00,85
28,82	1:00,85	
3 Contreras, Santiago	14 Venezuela	1:01,17
28,32	1:01,17	
4 Jabbour, George	14 Honduras	1:01,47
29,11	1:01,47	
5 Álvarez, Bryan	13 Costa Rica	1:01,55
29,20	1:01,55	
6 Aguilar, David	14 Costa Rica	1:01,87
29,10	1:01,87	
7 Duran, Alfonso	14 Honduras	1:02,30
29,34	1:02,30	
8 Winterdal, Joseph	14 Aruba	1:02,44
27,89	1:02,44	
9 Gomez, Jhondayner	14 Venezuela	1:02,98
29,24	1:02,98	
10 Washington, Jesse	13 Bermuda	1:03,26
29,23	1:03,26	
11 Rodrigo, Palomo	14 Guatemala	1:03,54
29,81	1:03,54	
12 Fernander, N'Nhyn M	14 Bahamas	1:03,79
29,83	1:03,79	
13 Wernet, Tyreke	14 Aruba	1:04,30
29,84	1:04,30	
14 Mays, Matthew	14 Virgin Islands	1:04,45
30,20	1:04,45	
15 Erick, Gordillo	13 Guatemala	1:05,29
30,34	1:05,29	
16 Mascoll-Gomes, Noah	13 Ant and Barbuda	1:06,14
30,94	1:06,14	
17 Daniel, Jyasi	13 St Lucia	1:06,83
30,26	1:06,83	
18 Greene, Gershwin S	14 Bahamas	1:07,57
31,41	1:07,57	
19 Emanus, Mark	14 St Lucia	1:08,70
31,95	1:08,70	

Evento 41 Damas 15-17 100 LC Metros Mariposa

CCCAN: 1:01,50 * 02/07/2009 Elimar Barríos

Name	Age Team	Finals Time
Finals		
1 Paez, Isabella	17 Venezuela	1:02,77
29,91	1:02,77	



XXVIII Centroamericano y Caribe de Natación - 01/07/2013 to 05/07/2013

Resultados

Finals ... (Evento 41 Damas 15-17 100 LC Metros Mariposa)

Name	Age	Team	Finals Time
2 Avila, Julimar	15	Honduras	1:05,41
	30,79	1:05,41	
3 Holder, Zabrina	16	Barbados	1:06,01
	31,21	1:06,01	
4 DE Vita, Albany	17	Venezuela	1:06,09
	31,07	1:06,09	
5 Smith, Taryn N	16	Bahamas	1:07,27
	31,49	1:07,27	
6 Galdamez, Angie	16	Honduras	1:07,69
	32,78	1:07,69	
7 David, Syriah	15	Trinidad&Tobago	1:09,34
	32,76	1:09,34	
8 Baerga, Claudia	16	Costa Rica	1:11,21
	32,78	1:11,21	

Evento 41 Damas 15-17 100 LC Metros Mariposa

CCCAN: 1:01,50 * 02/07/2009 Elimar Barrios

Name	Age	Team	Prelim Time
Preliminares			
1 Paez, Isabella	17	Venezuela	1:05,56
	31,33	1:05,56	
2 DE Vita, Albany	17	Venezuela	1:06,04
	31,40	1:06,04	
3 Smith, Taryn N	16	Bahamas	1:06,74
	31,82	1:06,74	
4 Avila, Julimar	15	Honduras	1:06,96
	31,36	1:06,96	
5 Holder, Zabrina	16	Barbados	1:07,07
	31,96	1:07,07	
6 Galdamez, Angie	16	Honduras	1:08,85
	31,98	1:08,85	
7 David, Syriah	15	Trinidad&Tobago	1:09,84
	33,08	1:09,84	
8 Baerga, Claudia	16	Costa Rica	1:10,89
	32,54	1:10,89	
9 Van den Berg, Daniella P	16	Aruba	1:11,54
	33,91	1:11,54	
10 Gibbs, Amara	16	Barbados	1:12,05
	33,82	1:12,05	

Evento 42 Varones 15-17 100 LC Metros Mariposa

CCCAN: 55,25 * 7/1997 Arsenio López

Name	Age	Team	Finals Time
Finals			
1 Delgado, Cristian	15	Venezuela	57,23
	26,71	57,23	
2 Perez, Miguel	17	Venezuela	57,33
	27,39	57,33	
3 Williams, Sidrell	16	Jamaica	57,87
	27,04	57,87	
4 Beitia, Isaac	17	Panamá	57,92
	27,32	57,92	

5 Martinez, Alejandro	17	Cuba	58,33
	27,37	58,33	
6 Daniel, Joshua Runako	17	St Lucia	58,77
	26,96	58,77	
7 Salazar, José Mario	17	Costa Rica	1:00,01
	28,06	1:00,01	
8 Contreras, Andrés	16	Costa Rica	1:01,54
	28,95	1:01,54	

Evento 42 Varones 15-17 100 LC Metros Mariposa

CCCAN: 55,25 * 7/1997 Arsenio López

Name	Age	Team	Prelim Time
Preliminares			
1 Delgado, Cristian	15	Venezuela	57,93
	27,64	57,93	
2 Perez, Miguel	17	Venezuela	57,99
	27,09	57,99	
3 Beitia, Isaac	17	Panamá	58,15
	27,75	58,15	
4 Daniel, Joshua Runako	17	St Lucia	58,36
	26,74	58,36	
5 Williams, Sidrell	16	Jamaica	58,50
	27,05	58,50	
6 Martinez, Alejandro	17	Cuba	59,09
	27,70	59,09	
7 Salazar, José Mario	17	Costa Rica	1:00,29
	28,65	1:00,29	
8 Contreras, Andrés	16	Costa Rica	1:00,54
	28,49	1:00,54	
9 Mc Leod, David	16	Trinidad&Tobago	1:00,99
	28,47	1:00,99	
10 Moss, Perez L	17	Bahamas	1:01,51
	28,00	1:01,51	
11 Selby, Christian	15	Barbados	1:02,18
	28,37	1:02,18	
12 Gersson, Monroy	16	Guatemala	1:02,34
	28,68	1:02,34	
13 Carey, Dionisio S	15	Bahamas	1:03,27
	29,15	1:03,27	
14 Willems, Marc	17	Aruba	1:03,85
	30,34	1:03,85	
--- Moss, T'Auren J	17	Bahamas	NS

Evento 43 Damas 18 & Over 100 LC Metros Mariposa

CCCAN: 1:03,18 * 30/06/2011 Debra Rodriguez

Name	Age	Team	Finals Time
Finals			
1 Meza, Mary Laura	22	Costa Rica	1:04,47
	30,28	1:04,47	
2 Benitez, Pamela	21	El Salvador	1:05,85
	31,47	1:05,85	
3 Torrez, Dalia	22	Nicaragua	1:06,06
	31,14	1:06,06	



XXVIII Centroamericano y Caribe de Natación - 01/07/2013 to 05/07/2013

Resultados

Finals ... (Evento 43 Damas 18 & Over 100 LC Metros Mariposa)

Name	Age	Team	Finals Time
4 Gisela, Morales	25	Guatemala	1:06,21
30,32	1:06,21		
5 Debbie, Chew	20	Guatemala	1:07,35
30,82	1:07,35		
6 Watson, Caylee	18	Virgin Islands	1:08,16
31,12	1:08,16		
7 Heyliger, Rebecca	20	Bermuda	1:08,67
31,08	1:08,67		
8 Blackburn, Lisa	41	Bermuda	1:12,78
33,06	1:12,78		

Evento 43 Damas 18 & Over 100 LC Metros Mariposa

CCCAN: 1:03,18 * 30/06/2011 Debra Rodriguez

Name	Age	Team	Prelim Time
Preliminares			
1 Gisela, Morales	25	Guatemala	1:05,81
30,64	1:05,81		
2 Benitez, Pamela	21	El Salvador	1:06,77
32,35	1:06,77		
3 Torrez, Dalia	22	Nicaragua	1:07,20
31,93	1:07,20		
4 Meza, Mary Laura	22	Costa Rica	1:07,60
32,93	1:07,60		
5 Watson, Caylee	18	Virgin Islands	1:08,27
31,46	1:08,27		
6 Heyliger, Rebecca	20	Bermuda	1:09,01
31,59	1:09,01		
7 Debbie, Chew	20	Guatemala	1:09,13
31,86	1:09,13		
8 Blackburn, Lisa	41	Bermuda	1:09,17
32,56	1:09,17		
9 Fortin, Ana	40	Honduras	1:09,90
32,24	1:09,90		
10 Butler, Ashley J	20	Bahamas	1:11,96
33,49	1:11,96		

Evento 44 Varones 18 & Over 100 LC Metros Mariposa

CCCAN: 54,94 * 7/2003 Joshua Ilika

Name	Age	Team	Finals Time
Finals			
1 MC Leod, Joshua	22	Trinidad&Tobago	56,01
25,82	56,01		
2 Lyons, Cadell	20	Trinidad&Tobago	56,14
25,82	56,14		
3 Gutierrez, Allan	19	Honduras	56,50
26,44	56,50		
4 Kalaf, Radhames	22	R Dominicana	57,81
27,01	57,81		
5 Yee, Ricardo	21	Panamá	58,81
27,82	58,81		
6 Barahona, Roy	26	Honduras	59,15
27,93	59,15		

7 Mays, Bryson	18	Virgin Islands	59,37
28,33	59,37		
8 Jiménez, Felipe	18	Costa Rica	1:01,16
28,39	1:01,16		

Evento 44 Varones 18 & Over 100 LC Metros Mariposa


CCCAN: 54,94 * 7/2003 Joshua Ilika

Name	Age	Team	Prelim Time
Preliminares			
1 MC Leod, Joshua	22	Trinidad&Tobago	56,73
26,05	56,73		
2 Lyons, Cadell	20	Trinidad&Tobago	57,35
26,29	57,35		
3 Gutierrez, Allan	19	Honduras	57,74
26,86	57,74		
4 Kalaf, Radhames	22	R Dominicana	57,98
27,39	57,98		
5 Yee, Ricardo	21	Panamá	58,05
27,84	58,05		
6 Mays, Bryson	18	Virgin Islands	59,03
27,68	59,03		
7 Barahona, Roy	26	Honduras	59,22
27,50	59,22		
8 Jiménez, Felipe	18	Costa Rica	59,72
27,70	59,72		
9 Manuel, Meneses	20	Guatemala	1:03,80
29,80	1:03,80		
--- Fernando, Castellanos	22	Guatemala	DQ
27,39	DQ		
--- Le Grand, Jemal E	18	Aruba	NS
--- Dobles, Juan José	23	Costa Rica	NS

Evento 45 Damas 11-12 100 LC Metros Pecho

CCCAN: 1:14,99 * 7/1995 Cerian Gibbes

Name	Age	Team	Finals Time
Finals			
1 Nercisio, Chade	11	Neth Antilles	1:18,06
36,46	1:18,06		
2 Russell, Victoria E	12	Bahamas	1:21,36
37,59	1:21,36		
3 Schreuders, Anahi	12	Aruba	1:21,84
38,59	1:21,84		
4 Ochoa, Barbara	12	Venezuela	1:24,75
40,32	1:24,75		
5 Capannelli, Eleonora	12	Venezuela	1:25,82
39,37	1:25,82		
6 Lashley, Rebecca	12	Barbados	1:26,44
40,96	1:26,44		
7 Barrett, Anjuii	12	Jamaica	1:28,14
41,34	1:28,14		
8 Vilorio, Angie	11	Honduras	1:28,41
41,93	1:28,41		



XXVIII Centroamericano y Caribe de Natación - 01/07/2013 to 05/07/2013

Resultados

Evento 45 Damas 11-12 100 LC Metros Pecho

CCCAN: 1:14,99 * 7/1995 Cerian Gibbes

Name	Age	Team	Prelim Time
Preliminares			
1 Nercisio, Chade	11	Neth Antilles	1:17,45
36,90	1:17,45		
2 Russell, Victoria E	12	Bahamas	1:18,79
37,60	1:18,79		
3 Schreuders, Anahi	12	Aruba	1:21,35
37,50	1:21,35		
4 Capannelli, Eleonora	12	Venezuela	1:24,58
38,73	1:24,58		
5 Lashley, Rebecca	12	Barbados	1:24,69
41,21	1:24,69		
6 Ochoa, Barbara	12	Venezuela	1:25,20
39,91	1:25,20		
7 Barrett, Anjuii	12	Jamaica	1:26,58
41,05	1:26,58		
8 Vilorio, Angie	11	Honduras	1:26,71
41,17	1:26,71		
9 Roberts, Samantha	12	Ant and Barbuda	1:26,76
39,90	1:26,76		
10 Karla, Castillo	12	Guatemala	1:27,24
40,47	1:27,24		
11 Cwu, Fernanda	12	Honduras	1:28,06
41,91	1:28,06		
12 Pratt, Doménica	12	Costa Rica	1:28,70
42,05	1:28,70		
13 Carmen, Alfaro	12	Guatemala	1:29,22
42,22	1:29,22		
14 Maher, Sofía	11	Nicaragua	1:29,47
43,32	1:29,47		
15 Rodriguez, Tereza	12	Panamá	1:35,18
45,04	1:35,18		
--- Faure, Vrismelit	11	Trinidad&Tobago	NS
--- Changar, Jessie	12	Trinidad&Tobago	NS

Evento 46 Varones 11-12 100 LC Metros Pecho

CCCAN: 1:12,18 * 03/07/2009 Carlos Claverie

Name	Age	Team	Finals Time
Finals			
1 Weekes, Luis Sebastian	12	Barbados	1:15,62
35,27	1:15,62		
2 Jacobs, Daniel	12	Aruba	1:16,19
37,57	1:16,19		
3 Gooden, Sean-Douglas	12	Jamaica	1:17,29
36,01	1:17,29		
4 Cheong, Brandon	11	Aruba	1:17,57
37,06	1:17,57		
5 Thompson, Jeron	12	Trinidad&Tobago	1:17,95
36,32	1:17,95		

6 Bastian, Izaak Z	11	Bahamas	1:19,14
38,43	1:19,14		
7 Trejos, Diomedes	12	Panamá	1:21,36
37,51	1:21,36		
--- Bastidas, Carlos	12	Venezuela	DQ
39,23	DQ		

Evento 46 Varones 11-12 100 LC Metros Pecho

CCCAN: 1:12,18 * 03/07/2009 Carlos Claverie

Name	Age	Team	Prelim Time
Preliminares			
1 Cheong, Brandon	11	Aruba	1:17,10
38,23	1:17,10		
2 Gooden, Sean-Douglas	12	Jamaica	1:17,19
35,74	1:17,19		
3 Weekes, Luis Sebastian	12	Barbados	1:17,52
36,67	1:17,52		
4 Jacobs, Daniel	12	Aruba	1:17,71
37,95	1:17,71		
5 Thompson, Jeron	12	Trinidad&Tobago	1:17,75
37,45	1:17,75		
6 Bastian, Izaak Z	11	Bahamas	1:19,30
37,53	1:19,30		
7 Trejos, Diomedes	12	Panamá	1:19,57
36,59	1:19,57		
8 Bastidas, Carlos	12	Venezuela	1:22,54
40,08	1:22,54		
9 Solano, Gabriel Andrés	12	Costa Rica	1:23,18
39,47	1:23,18		
10 Russell, Tyler T	12	Bahamas	1:24,47
39,63	1:24,47		
11 Appleton, Daryl	12	Ant and Barbuda	1:26,19
39,89	1:26,19		
12 Reyes, Winston	12	Panamá	1:26,85
40,88	1:26,85		
13 Talma, Kobi	12	Barbados	1:36,55
45,64	1:36,55		

Evento 47 Damas 13-14 200 LC Metros Pecho

CCCAN: 2:42,42 * 27/06/2011 Ana Maria Castellanos

Name	Age	Team	Finals Time
Finals			
1 Sanabria, Herminia C	14	Venezuela	2:45,82
38,16	1:20,75	2:02,56	2:45,82
2 Higgs, Albury A	13	Bahamas	2:47,48
38,26	1:20,41	2:03,21	2:47,48
3 Martin, Junice	13	Aruba	2:55,68
39,71	1:24,60	2:10,56	2:55,68
4 Ramirez, Daisy	13	Cuba	2:55,75
40,36	1:24,57	2:10,68	2:55,75
5 Morales, Paula	13	Costa Rica	3:01,74
40,79	1:27,38	2:14,46	3:01,74



XXVIII Centroamericano y Caribe de Natación - 01/07/2013 to 05/07/2013

Resultados

Finals ... (Evento 47 Damas 13-14 200 LC Metros Pecho)

Name	Age	Team	Finals Time
6 López, Katherine	13	El Salvador	3:06,73
41,79	1:29,30	2:17,24	3:06,73
7 Montero, María José	14	Costa Rica	3:10,60
41,64	1:29,39	2:18,73	3:10,60
--- Lopez, Andrea Sofía	13	Honduras	DQ
41,43	1:28,58	2:17,17	DQ

Evento 47 Damas 13-14 200 LC Metros Pecho

CCCAN: 2:42,42 * 27/06/2011 Ana Maria Castellanos

Name	Age	Team	Prelim Time
Preliminares			
1 Sanabria, Herminia C	14	Venezuela	2:49,86
40,04	1:22,81	2:06,62	2:49,86
2 Ramirez, Daisy	13	Cuba	2:56,74
40,46	1:26,81	2:11,53	2:56,74
3 Martin, Junice	13	Aruba	2:57,61
39,28	1:25,29	2:12,27	2:57,61
4 Higgs, Albury A	13	Bahamas	2:57,69
41,70	1:25,72	2:11,49	2:57,69
5 Montero, María José	14	Costa Rica	3:04,63
42,94	1:30,33	2:17,07	3:04,63
*6 Morales, Paula	13	Costa Rica	3:05,52
42,41	1:31,54	2:20,41	3:05,52
*6 López, Katherine	13	El Salvador	3:05,52
42,98	1:31,71	2:18,30	3:05,52
8 Lopez, Andrea Sofía	13	Honduras	3:06,96
39,23	1:26,20	2:14,98	3:06,96
--- Larios, Ana Joselina	13	Honduras	NS

Evento 48 Varones 13-14 200 LC Metros Pecho

CCCAN: 2:26,53 * 27/06/2011 Jordy Groters

Name	Age	Team	Finals Time
Finals			
1 Rodriguez, Alexander	14	R Dominicana	2:31,32
33,48	1:12,64	1:51,51	2:31,32
2 Schreuders, Mikel	14	Aruba	2:32,20
34,35	1:13,49	1:52,90	2:32,20
3 Pascual, Jose	14	Venezuela	2:35,05
34,93	1:14,14	1:53,95	2:35,05
4 Encinar, Alexander R	14	Bahamas	2:37,21
34,52	1:14,27	1:56,38	2:37,21
5 Maher, Adrian	14	Nicaragua	2:40,50
35,99	1:17,66	1:58,81	2:40,50
6 Flores, Marco	14	Honduras	2:42,58
36,51	1:18,03	2:01,08	2:42,58
7 Den Dunnen, George	13	Aruba	2:50,79
35,62	1:18,99	2:04,16	2:50,79
--- Fitzgerald, Jared K	14	Bahamas	DQ
37,06	1:19,53	2:03,07	DQ

Evento 48 Varones 13-14 200 LC Metros Pecho


CCCAN: 2:26,53 * 27/06/2011 Jordy Groters

Name	Age	Team	Prelim Time
Preliminares			
1 Rodriguez, Alexander	14	R Dominicana	2:33,11
33,47	1:13,13	1:54,17	2:33,11
2 Pascual, Jose	14	Venezuela	2:38,96
37,58	1:18,45	1:58,60	2:38,96
3 Encinar, Alexander R	14	Bahamas	2:39,91
35,01	1:15,97	1:58,44	2:39,91
4 Schreuders, Mikel	14	Aruba	2:40,28
36,08	1:17,72	1:59,66	2:40,28
5 Maher, Adrian	14	Nicaragua	2:41,04
37,31	1:18,08	1:59,54	2:41,04
6 Flores, Marco	14	Honduras	2:41,49
36,63	1:18,32	2:00,73	2:41,49
7 Fitzgerald, Jared K	14	Bahamas	2:45,48
36,23	1:18,46	2:02,08	2:45,48
8 Den Dunnen, George	13	Aruba	2:49,59
37,85	1:20,42	2:04,55	2:49,59
9 Mata, Andrés	14	Costa Rica	2:51,05
36,65	1:19,40	2:05,79	2:51,05
--- Hidalgo, Luis Fernando	14	Costa Rica	DQ
37,74	1:21,87	2:05,63	DQ
--- Lamus, Luis	14	Venezuela	DQ
32,45			DQ

Evento 49 Damas 15-17 200 LC Metros Pecho

CCCAN: 2:39,48 * 7/2001 Imaday Núñez

Name	Age	Team	Finals Time
Finals			
1 Morley, Laura J	16	Bahamas	2:46,41
37,07	1:19,17	2:03,04	2:46,41
2 Castellanos, Ana	16	Honduras	2:46,90
37,55	1:19,72	2:03,38	2:46,90
3 Arcila, Larismar	17	Venezuela	2:48,20
38,49	1:20,16	2:04,36	2:48,20
4 Donahue, Alexandria M	16	Trinidad&Tobago	2:48,48
37,88	1:22,11	2:05,79	2:48,48
5 Rivas, Vanessa	16	R Dominicana	2:50,98
37,98	1:20,68	2:05,32	2:50,98
6 Reidemeister, Marissa	16	Costa Rica	2:55,34
40,59	1:25,10	2:10,41	2:55,34
7 Quinteros, Rebeca	15	El Salvador	3:01,62
40,32	1:27,86	2:14,97	3:01,62
8 Fernanda, Archila	16	Guatemala	3:08,39
43,38	1:29,61	2:19,48	3:08,39



XXVIII Centroamericano y Caribe de Natación - 01/07/2013 to 05/07/2013

Resultados

Evento 49 Damas 15-17 200 LC Metros Pecho

CCCAN: 2:39,48 * 7/2001 Imaday Núñez

Name	Age	Team	Prelim Time
Preliminares			
1 Castellanos, Ana	16	Honduras	2:49,84
38,29	1:21,56	2:05,76	2:49,84
2 Morley, Laura J	16	Bahamas	2:50,32
39,27	1:22,72	2:06,01	2:50,32
3 Rivas, Vanessa	16	R Dominicana	2:52,42
38,68	1:23,33	2:08,12	2:52,42
4 Arcila, Larismar	17	Venezuela	2:52,52
40,52	1:24,41	2:09,38	2:52,52
5 Donahue, Alexandria M	16	Trinidad&Tobago	2:53,82
39,78	1:25,47	2:10,66	2:53,82
6 Reidemeister, Marissa	16	Costa Rica	2:56,69
41,08	1:26,02	2:12,20	2:56,69
7 Quinteros, Rebeca	15	El Salvador	3:01,02
41,89	1:27,51	2:13,55	3:01,02
8 Fernanda, Archila	16	Guatemala	3:05,31
42,38	1:30,01	2:17,30	3:05,31
9 Mandujano, Carla	17	Honduras	3:09,38
42,58	1:31,37	2:19,69	3:09,38
--- Ferdinand, Johnnya	15	Trinidad&Tobago	NS

Evento 50 Varones 15-17 200 LC Metros Pecho

CCCAN: 2:17,11 * 7/1993 Mario González

Name	Age	Team	Finals Time
Finals			
1 Guarente, Marco	15	Venezuela	2:25,01
32,75	1:09,53	1:47,26	2:25,01
2 Herrera, Arnoldo	16	Costa Rica	2:27,12
33,31	1:11,36	1:50,23	2:27,12
3 Dominguez, Josue	16	R Dominicana	2:27,69
32,68	1:10,30	1:49,38	2:27,69
4 Flores, Jesus	16	Honduras	2:28,21
33,28	1:11,05	1:49,25	2:28,21
5 Groters, Jordy A	16	Aruba	2:28,86
33,39	1:12,03	1:50,20	2:28,86
6 Gonzalez, Julio	17	Venezuela	2:30,12
34,08	1:12,50	1:52,04	2:30,12
7 Torres Jr., Ricardo A	16	Panamá	2:36,29
35,46	1:15,94	1:55,74	2:36,29
8 Ernesto, Rangel	15	Guatemala	2:52,59
39,46	1:23,61	2:07,54	2:52,59

Evento 50 Varones 15-17 200 LC Metros Pecho

CCCAN: 2:17,11 * 7/1993 Mario González

Name	Age	Team	Prelim Time
Preliminares			
1 Groters, Jordy A	16	Aruba	2:29,58
33,94	1:13,48	1:53,20	2:29,58
2 Flores, Jesus	16	Honduras	2:31,21
34,51	1:13,82	1:53,20	2:31,21

3 Guarente, Marco	15	Venezuela	2:31,34
34,07	1:13,91	1:51,48	2:31,34
4 Dominguez, Josue	16	R Dominicana	2:31,44
33,03	1:11,95	1:52,37	2:31,44
5 Gonzalez, Julio	17	Venezuela	2:31,75
35,12	1:13,16	1:52,61	2:31,75
6 Herrera, Arnoldo	16	Costa Rica	2:32,12
33,61	1:12,21	1:51,98	2:32,12
7 Torres Jr., Ricardo A	16	Panamá	2:33,23
35,20	1:13,81	1:52,37	2:33,23
8 Ernesto, Rangel	15	Guatemala	2:35,50
36,51	1:15,50	1:55,07	2:35,50
9 Salazar, José Mario	17	Costa Rica	2:44,94
37,20	1:19,13	2:01,33	2:44,94
--- Brayan, Vasquez	16	Guatemala	DQ
34,71	1:14,78	1:54,20	DQ
--- Taylor, Tre D	16	Bahamas	NS
--- Tynes, Dustin E	16	Bahamas	NS

Evento 51 Damas 18 & Over 200 LC Metros Pecho

CCCAN: 2:36,81 * 6/2003 Adriana Marmolejo

Name	Age	Team	Finals Time
1 Blackburn, Lisa	41	Bermuda	2:49,18
40,03	1:22,48	2:06,43	2:49,18
2 Gómez, Natalia	21	Costa Rica	2:53,61
39,69	1:24,73	2:09,77	2:53,61
3 Rasmussen, Brigitte	18	Virgin Islands	2:58,52
39,35	1:24,18	2:11,26	2:58,52
4 Leiva, Laura	23	Honduras	3:01,73
40,78	1:27,01	2:14,22	3:01,73
5 Krista, Estrada	19	Guatemala	3:08,26
44,47	1:32,10	2:20,66	3:08,26
6 Myles, Stephanie	20	Bermuda	3:09,68
42,12	1:30,76	2:21,11	3:09,68

Evento 52 Varones 18 & Over 200 LC Metros Pecho

CCCAN: 2:23,30 * 27/06/2011 Juan Guerra

Name	Age	Team	Finals Time
1 Schwab, Nicholas	22	R Dominicana	2:26,01
33,62	1:11,36	1:48,28	2:26,01
2 Marten, Serginni	19	Neth Antilles	2:29,04
33,35	1:10,89	1:49,15	2:29,04
3 Cristian, Vasquez	20	Guatemala	2:31,28
34,43	1:12,77	1:51,65	2:31,28
4 MC Leod, Abraham	20	Trinidad&Tobago	2:33,68
32,60	1:10,96	1:50,81	2:33,68
5 Worrell, Bradford	25	St Lucia	2:40,16
34,44	1:12,23	1:54,20	2:40,16
--- Crespo, Edgar	23	Panamá	SCR



XXVIII Centroamericano y Caribe de Natación - 01/07/2013 to 05/07/2013

Resultados

Evento 53 Damas 11-12 400 LC Metros Estilo Libre Relevé

CCCAN: 4:11,69 * 7/1987

E Figueroa / D Quintero / G Carrillo / T Sánchez

Team	Relevo	Finals Time
1 Aruba	A	4:16,43
1) Maduro, Keeley 12	2) Timmer, Elisabeth 11	
3) Schreuders, Anahi 12	4) Kock, Florence 12	
30,33 1:03,46	1:34,70 2:10,55	
2:41,44 3:14,73	3:44,23 4:16,43	
2 Costa Rica	A	4:20,26
1) Pratt, Doménica 12	2) Ramírez, Andrea 12	
3) Badilla, María Fernanda 12	4) Fernández, María Fernanda 12	
32,11 1:06,53	1:38,11 2:11,44	
2:36,99	3:47,06 4:20,26	
3 Venezuela	A	4:20,33
1) Albarracín, Luisa 11	2) Ramos, Jerisbel 12	
3) Contreras, Veronica 12	4) Brito, Valentina 12	
31,07 1:05,78	1:21,24	
1:37,14 2:11,28	2:41,82 4:20,33	
4 Trinidad&Tobago	A	4:22,78
1) Dickson, Marissa 12	2) Jackson, Rochelle A 12	
3) Edwards, Deshor 11	4) Chai, Jada 11	
31,62 1:06,56	1:37,37 2:13,57	
2:44,21 3:19,99	4:22,78	
5 Guatemala	A	4:28,76
1) Diana, Morales 11	2) Estephany, DE LA Roca 12	
3) Carmen, Alfaro 12	4) Stefanie, Mendizabal 12	
32,49 1:08,19	1:41,36 2:17,42	
2:50,75 3:26,15	3:56,05 4:28,76	
6 Barbados	A	4:32,88
1) Smith, Shannan 12	2) Treasure, McKayla 12	
3) Lashley, Rebecca 12	4) Harding, Destiny 11	
30,96 1:06,86	1:38,61 2:13,61	
2:47,05 3:24,52	3:55,85 4:32,88	
7 Honduras	A	4:34,72
1) Pastrana, Ana 11	2) Vilorio, Angie 11	
3) Cwu, Fernanda 12	4) Medina, Cecilia 12	
32,23 1:05,87	1:38,94 2:15,53	
2:50,18 3:27,21	3:58,37 4:34,72	
8 Panamá	A	4:37,06
1) Avila, Maria Luisa 12	2) De Leon, María A 12	
3) Rodriguez, Tereza 12	4) Tamayo, Ireyra 11	
31,06 1:06,16	1:40,37 2:18,70	
2:53,63 3:34,86	4:04,59 4:37,06	

Evento 54 Varones 11-12 400 LC Metros Estilo Libre Relevé

CCCAN: 3:50,92 * 02/07/2009 Venezuela

D Lopez, J Gonzalez, A Doria, M Roque

Team	Relevo	Finals Time
1 Venezuela	A	4:04,05
1) Davila, Sebastian 12	2) Silva, Dangelo 12	
3) Bastidas, Carlos 12	4) Useche, Anthony 12	
28,55 1:00,31	1:29,58 2:00,83	
2:30,04 3:02,19	4:04,05	

2 Barbados	A	4:13,75
1) St.Prix, Damon 12	2) Weekes, Luis Sebastian 12	
3) Kirby, Jack 12	4) Talma, Kobi 12	
29,09 1:01,24	1:30,05 2:03,57	
2:33,85 3:08,26	3:40,05 4:13,75	
3 Costa Rica	A	4:14,58
1) Schell, Andreas 12	2) Retana, Daniel 12	
3) Quesada, Diego 12	4) Blanco, Kevin 12	
31,37 1:06,62	1:36,49 2:10,20	
2:40,59 3:14,78	3:43,46 4:14,58	
4 Panamá	A	4:23,62
1) Reyes, Winston 12	2) Cuevas, Roberto 12	
3) Trejos, Diomedes 12	4) Stoute, Joshua 11	
32,49 1:05,94	1:37,62 2:13,46	
2:45,76 3:21,92	3:50,66 4:23,62	

Evento 55 Damas 13-14 400 LC Metros Estilo Libre Relevé

CCCAN: 4:02,43 * 8/2005

M Alvarado / L Ibañez / I Chávez / J Barajas


Team	Relevo	Finals Time
1 Venezuela	A	4:07,81
1) Ramos, Maria 13	2) Perez, Oriana 13	
3) Palomo, Simone 14	4) Diaz, Samantha 13	
29,57 1:01,62	1:31,29 2:02,84	
2:33,06 3:05,67	3:34,82 4:07,81	
2 Aruba	A	4:14,86
1) Arends, Ginayla 14	2) Farro, Lizanne 13	
3) Martin, Junice 13	4) Maduro, Rebecca 14	
30,62 1:03,87	1:33,81 2:08,66	
2:38,30 3:12,25	3:41,77 4:14,86	
3 Costa Rica	A	4:17,70
1) Torres, Catalina 14	2) Murillo, Milena 14	
3) Quesada, Verónica 14	4) León, María Fernanda 13	
30,98 1:05,07	1:36,37 2:09,62	
2:40,15 3:14,58	3:44,41 4:17,70	
4 Guatemala	A	4:23,88
1) Sophia, Bucaro 13	2) Alejandra, Pelico 14	
3) Samantha, Guillen 13	4) Valerie, Gruet 14	
31,67 1:05,14	1:36,49 2:11,06	
2:42,88 3:19,24	3:50,50 4:23,88	

Evento 56 Varones 13-14 400 LC Metros Estilo Libre Relevé

CCCAN: 3:40,54 * 8/2005

R Ramirez / C Salas / G Bañuelos / A Rodríguez

Team	Relevo	Finals Time
1 Venezuela	A	3:40,23
1) Contreras, Santiago 14	2) Rosso, Jesus 14	
3) Khazne, Antoine 14	4) Gomez, Jhondayner 14	
26,58 56,75	1:22,84 1:50,97	
2:16,62 2:44,93	3:11,49 3:40,23	
2 Aruba	A	3:51,13
1) Wernet, Tyreke 14	2) Groters, Patrick G 13	
3) Winterdal, Joseph 14	4) Schreuders, Mikel 14	
27,18 57,57	1:25,59 1:56,88	
2:24,66 2:55,37	3:22,08 3:51,13	



XXVIII Centroamericano y Caribe de Natación - 01/07/2013 to 05/07/2013

Resultados

(Evento 56 Varones 13-14 400 LC Metros Estilo Libre Relevó)

Team	Relevo	Finals Time
3 Costa Rica	A	3:52,10
1) Mata, Andrés 14	2) Morales, Dereck 13	
3) González, Antonio 14	4) Montero, Diego 14	
28,09	59,79	1:28,09 1:58,63
2:25,94	2:56,12	3:23,27 3:52,10
4 Bahamas	A	3:55,66
1) Fitzgerald, Jared K 14	2) Encinar, Alexander R 14	
3) Fernander, N'Nhyn M 14	4) Greene, Gershwin S 14	
28,46	1:00,96	1:29,64 2:00,19
2:27,50	2:58,53	3:25,51 3:55,66

Evento 57 Damas 15-17 50 LC Metros Estilo Libre

CCCAN: 26,13 * 28/06/2011 Chinyere Pigot

Name	Age Team	Finals Time
Finals		
1 Ponson, Ally	17 Aruba	27,24
2 Ponson, Gaby	17 Aruba	27,40
3 Avila, Julimar	15 Honduras	27,47
4 Holder, Zabrina	16 Barbados	27,77
5 Donahue, Alexandria M	16 Trinidad&Tobago	28,21
6 Smith, Taryn N	16 Bahamas	28,30
7 DE Vita, Albany	17 Venezuela	28,65
8 Vilorio, Gabriela	16 Honduras	28,84

Evento 57 Damas 15-17 50 LC Metros Estilo Libre

CCCAN: 26,13 * 28/06/2011 Chinyere Pigot

Name	Age Team	Prelim Time
Preliminares		
1 Ponson, Ally	17 Aruba	27,57
2 Ponson, Gaby	17 Aruba	27,84
3 Avila, Julimar	15 Honduras	28,08
4 Holder, Zabrina	16 Barbados	28,24
5 DE Vita, Albany	17 Venezuela	28,58
6 Smith, Taryn N	16 Bahamas	28,62
7 Donahue, Alexandria M	16 Trinidad&Tobago	28,63
8 Vilorio, Gabriela	16 Honduras	28,67
9 Julien, Kristin	16 Trinidad&Tobago	28,68
10 Hidalgo, Rashel	15 Costa Rica	29,10
11 Sánchez, Adriana	16 El Salvador	29,56
12 Guerrero, Priscilla María	17 Costa Rica	30,26

Evento 58 Varones 15-17 50 LC Metros Estilo Libre

CCCAN: 23,32 * 8/2005 Jacinto Ayala

Name	Age Team	Finals Time
Finals		
1 Lopez, Jesus	17 Venezuela	23,70
2 Gonzalez, Manuel	16 Panamá	23,77
3 Perez, Miguel	17 Venezuela	24,18
4 Daniel, Joshua Runako	17 St Lucia	24,28
5 Moss, Perez L	17 Bahamas	24,36
6 Williams, Sidrell	16 Jamaica	24,56
*7 Groters, Jordy A	16 Aruba	24,62

*7 Beitia, Isaac 17 Panamá 24,62

Evento 58 Varones 15-17 50 LC Metros Estilo Libre

CCCAN: 23,32 * 8/2005 Jacinto Ayala

Name	Age Team	Prelim Time
Preliminares		
1 Lopez, Jesus	17 Venezuela	24,21
2 Gonzalez, Manuel	16 Panamá	24,30
3 Perez, Miguel	17 Venezuela	24,38
4 Moss, Perez L	17 Bahamas	24,43
5 Beitia, Isaac	17 Panamá	24,51
6 Groters, Jordy A	16 Aruba	24,59
*7 Daniel, Joshua Runako	17 St Lucia	24,74
*7 Williams, Sidrell	16 Jamaica	24,74
9 Baptiste, Jabari	15 Trinidad&Tobago	24,94
*10 Selby, Christian	15 Barbados	25,02
*10 Lai, Christopher	16 Neth Antilles	25,02

Swim-Off Required

12 Moss, T'Auren J	17 Bahamas	25,06
13 Mc Leod, David	16 Trinidad&Tobago	25,17
14 Dominguez, Josue	16 R Dominicana	25,35
15 Gersson, Monroy	16 Guatemala	25,42

Evento 59 Damas 18 & Over 50 LC Metros Estilo Libre


CCCAN: 25,32 * 02/07/2011 Vanessa M Garcia Vega

Name	Age Team	Finals Time
Finals		
1 Thompson, Cherielle	20 Trinidad&Tobago	26,84
2 Gisela, Morales	25 Guatemala	27,27
3 Benitez, Pamela	21 El Salvador	27,39
4 Torrez, Dalia	22 Nicaragua	28,05
5 Heyliger, Rebecca	20 Bermuda	28,06
6 Fortin, Ana	40 Honduras	28,15
7 Butler, Ashley J	20 Bahamas	28,36
8 Meza, Mary Laura	22 Costa Rica	28,46

Evento 59 Damas 18 & Over 50 LC Metros Estilo Libre

CCCAN: 25,32 * 02/07/2011 Vanessa M Garcia Vega

Name	Age Team	Prelim Time
Preliminares		
1 Thompson, Cherielle	20 Trinidad&Tobago	27,17
2 Gisela, Morales	25 Guatemala	27,75
3 Benitez, Pamela	21 El Salvador	27,98
4 Fortin, Ana	40 Honduras	28,05
5 Butler, Ashley J	20 Bahamas	28,22
6 Torrez, Dalia	22 Nicaragua	28,23
7 Heyliger, Rebecca	20 Bermuda	28,27
8 Meza, Mary Laura	22 Costa Rica	28,57
9 Gómez, Natalia	21 Costa Rica	28,64
10 Elly, Valdes	19 Guatemala	31,17
11 Bados, Ana	18 Honduras	31,43
--- Bahamonde, Loren Yamile	25 Ecuador	X26,79
--- Yearwood, Ashley R	18 Bermuda	NS



XXVIII Centroamericano y Caribe de Natación - 01/07/2013 to 05/07/2013

Resultados

Evento 60 Varones 18 & Over 50 LC Metros Estilo Libre

CCCAN: 22,75 * 04/07/2009 Hansel Garcia

Name	Age Team	Finals Time
Finals		
1 MC Leod, Joshua	22 Trinidad&Tobago	23,51
2 Sankar, Strasser	23 Trinidad&Tobago	24,03
3 Gutierrez, Allan	19 Honduras	24,13
4 Augier, Jordan	18 St Lucia	24,40
5 Montoya, José	21 Costa Rica	24,42
6 Kevin, Avila	20 Guatemala	24,49
7 Dobles, Juan José	23 Costa Rica	24,64
8 Yee, Ricardo	21 Panamá	24,81

Evento 60 Varones 18 & Over 50 LC Metros Estilo Libre

CCCAN: 22,75 * 04/07/2009 Hansel Garcia

Name	Age Team	Prelim Time
Preliminares		
1 MC Leod, Joshua	22 Trinidad&Tobago	23,60
2 Gutierrez, Allan	19 Honduras	24,15
3 Sankar, Strasser	23 Trinidad&Tobago	24,29
4 Montoya, José	21 Costa Rica	24,43
5 Augier, Jordan	18 St Lucia	24,59
6 Kevin, Avila	20 Guatemala	24,60
7 Dobles, Juan José	23 Costa Rica	24,85
8 Yee, Ricardo	21 Panamá	24,89
9 Charlton, Inoa C	25 Bahamas	24,94
10 Suriano, Rodrigo	19 El Salvador	25,21
11 Kalaf, Radhames	22 R Dominicana	25,23
12 Worrell, Bradford	25 St Lucia	25,27
13 Brady, Brian	25 Virgin Islands	25,28
14 Le Grand, Jemal E	18 Aruba	25,38
15 Marten, Serginni	19 Neth Antilles	26,09
16 Beveridge, Andrew	19 Bermuda	26,17
17 Gary, Pineda	19 Guatemala	26,18
18 Curtis, Christopher	18 Barbados	26,73

Evento 61 Damas 11-12 100 LC Metros Mariposa

CCCAN: 1:06,05 * 7/1995 Juliet Stern

Name	Age Team	Finals Time
Finals		
1 Ochoa, Barbara	12 Venezuela	1:08,31
2 Tamayo, Ireya	11 Panamá	1:08,46
3 Ramos, Jerisbel	12 Venezuela	1:09,54
4 Maduro, Keeley	12 Aruba	1:10,19
5 Chai, Jada	11 Trinidad&Tobago	1:10,25
6 Fernández, María Fernanda	12 Costa Rica	1:11,06
7 Faure, Vrisnelit	11 Trinidad&Tobago	1:12,99
8 Avila, Maria Luisa	12 Panamá	1:14,55

Evento 61 Damas 11-12 100 LC Metros Mariposa

CCCAN: 1:06,05 * 7/1995 Juliet Stern

Name	Age Team	Prelim Time
Preliminares		
1 Ochoa, Barbara	12 Venezuela	1:09,16
32,73	1:09,16	
2 Chai, Jada	11 Trinidad&Tobago	1:09,48
32,17	1:09,48	
3 Tamayo, Ireya	11 Panamá	1:09,64
32,27	1:09,64	
4 Ramos, Jerisbel	12 Venezuela	1:10,60
32,35	1:10,60	
5 Maduro, Keeley	12 Aruba	1:10,66
32,96	1:10,66	
6 Fernández, María Fernanda	12 Costa Rica	1:10,67
33,46	1:10,67	
7 Faure, Vrisnelit	11 Trinidad&Tobago	1:12,43
34,74	1:12,43	
8 Avila, Maria Luisa	12 Panamá	1:13,15
34,61	1:13,15	
9 Sancho, Fabiola	11 Costa Rica	1:13,78
33,59	1:13,78	
10 Lyn, Annabella	12 Jamaica	1:14,16
35,18	1:14,16	
11 Carmen, Alfaro	12 Guatemala	1:14,22
34,40	1:14,22	
12 Pastrana, Ana	11 Honduras	1:14,81
34,91	1:14,81	
13 Roberts, Samantha	12 Ant and Barbuda	1:15,46
34,98	1:15,46	
14 Estephany, DE LA Roca	12 Guatemala	1:16,39
35,92	1:16,39	
15 Medina, Cecilia	12 Honduras	1:16,98
35,48	1:16,98	
16 Timmer, Elisabeth	11 Aruba	1:18,35
36,02	1:18,35	
17 Harding, Destiny	11 Barbados	1:23,80
37,58	1:23,80	
18 Maher, Sofia	11 Nicaragua	1:24,34
40,52	1:24,34	

Evento 62 Varones 11-12 100 LC Metros Mariposa

CCCAN: 1:01,83 * 8/2005 Eumir Quintero

Name	Age Team	Finals Time
Finals		
1 Silva, Dangelo	12 Venezuela	1:04,57
2 Yorke, Kael	12 Trinidad&Tobago	1:04,70
3 Bastidas, Carlos	12 Venezuela	1:05,09
4 Weekes, Luis Sebastian	12 Barbados	1:05,44
5 Marsh, Jesse	12 Jamaica	1:05,47
6 Thompson, Jeron	12 Trinidad&Tobago	1:05,57
7 Stoute, Joshua	11 Panamá	1:06,01



XXVIII Centroamericano y Caribe de Natación - 01/07/2013 to 05/07/2013

Resultados

Finals ... (Evento 62 Varones 11-12 100 LC Metros Mariposa)

Name	Age Team	Finals Time
8 Blanco, Kevin	12 Costa Rica	1:07,72

Evento 62 Varones 11-12 100 LC Metros Mariposa

CCCAN: 1:01,83 * 8/2005 Eumir Quintero

Name	Age Team	Prelim Time
Preliminares		
1 Marsh, Jesse	12 Jamaica	1:05,67
31,40	1:05,67	
2 Yorke, Kael	12 Trinidad&Tobago	1:05,69
31,22	1:05,69	
3 Silva, Dangelo	12 Venezuela	1:06,48
32,60	1:06,48	
4 Bastidas, Carlos	12 Venezuela	1:06,60
32,35	1:06,60	
5 Thompson, Jeron	12 Trinidad&Tobago	1:07,35
31,57	1:07,35	
6 Blanco, Kevin	12 Costa Rica	1:07,46
31,38	1:07,46	
7 Stoute, Joshua	11 Panamá	1:08,05
31,99	1:08,05	
8 Weekes, Luis Sebastian	12 Barbados	1:08,16
32,09	1:08,16	
9 Vargas, Carlos Alberto	12 Costa Rica	1:09,10
34,57	1:09,10	
10 Cuevas, Roberto	12 Panamá	1:10,90
33,36	1:10,90	
11 Talma, Kobi	12 Barbados	1:15,98
35,72	1:15,98	
--- Castro de, Jordano	12 Neth Antilles	DQ
31,57	DQ	
--- Hernandez, Sixto	12 Honduras	NS

Evento 63 Damas 13-14 200 LC Metros Mariposa

CCCAN: 2:19,75 * 8/2005 Rita Medrano

Name	Age Team	Finals Time
Finals		
1 Valerie, Gruest	14 Guatemala	2:20,45
1:08,98	2:20,45	
2 Palomo, Simone	14 Venezuela	2:22,56
1:09,27	2:22,56	
3 Far, Maria Fernanda	14 Panamá	2:24,01
1:08,57	2:24,01	
4 Fernandez, Vanessa	14 Venezuela	2:26,53
1:11,83	2:26,53	
5 León, María Fernanda	13 Costa Rica	2:28,69
1:11,14	2:28,69	
6 Torres, Catalina	14 Costa Rica	2:36,15
1:13,79	2:36,15	
7 Alejandra, Pelico	14 Guatemala	2:37,22
1:14,60	2:37,22	

Evento 63 Damas 13-14 200 LC Metros Mariposa

CCCAN: 2:19,75 * 8/2005 Rita Medrano

Name	Age Team	Prelim Time
Preliminares		
1 Valerie, Gruest	14 Guatemala	2:26,87
34,28	1:11,97	1:49,09
2 Far, Maria Fernanda	14 Panamá	2:28,25
32,82	1:11,12	1:49,89
3 León, María Fernanda	13 Costa Rica	2:29,93
33,65	1:11,76	1:50,83
4 Palomo, Simone	14 Venezuela	2:31,16
35,25	1:13,88	1:51,48
5 Fernandez, Vanessa	14 Venezuela	2:33,04
34,69	1:13,99	1:52,29
6 Alejandra, Pelico	14 Guatemala	2:36,30
35,18	1:14,23	1:54,10
7 Torres, Catalina	14 Costa Rica	2:37,65
35,59	1:15,90	1:56,81
8 Maduro, Rebecca	14 Aruba	2:43,11
34,17	1:12,96	1:57,44
9 Arends, Ginayla	14 Aruba	2:44,73
34,86	1:16,67	2:00,64

Evento 64 Varones 13-14 200 LC Metros Mariposa


CCCAN: 2:04,36 * 7/1997 Juan J. Veloz

Name	Age Team	Finals Time
Finals		
1 Aguilar, David	14 Costa Rica	2:12,79
30,46	1:04,42	1:38,20
2 Castillo, Juan	14 Cuba	2:14,25
30,99	1:04,26	1:40,07
3 Gomez, Jhondayner	14 Venezuela	2:14,52
30,33	1:05,40	1:39,91
4 Brown, Russel	14 Costa Rica	2:15,34
31,11	1:06,04	1:40,96
5 Contreras, Santiago	14 Venezuela	2:18,95
29,98	1:04,79	1:40,98
6 Mays, Matthew	14 Virgin Islands	2:21,28
31,34	1:08,00	1:45,16
7 Winterdal, Joseph	14 Aruba	2:26,44
32,29	1:10,29	1:48,20
--- Maher, Adrian	14 Nicaragua	DQ
31,87	1:06,66	1:44,97

Evento 64 Varones 13-14 200 LC Metros Mariposa

CCCAN: 2:04,36 * 7/1997 Juan J. Veloz

Name	Age Team	Prelim Time
Preliminares		
1 Aguilar, David	14 Costa Rica	2:15,76
30,68	1:05,74	1:40,75
2 Gomez, Jhondayner	14 Venezuela	2:18,48
31,44	1:08,31	1:42,93



XXVIII Centroamericano y Caribe de Natación - 01/07/2013 to 05/07/2013

Resultados

Preliminares ... (Evento 64 Varones 13-14 200 LC Metros Mariposa)

Name	Age	Team	Prelim Time	
3 Castillo, Juan	14	Cuba	2:18,64	
	30,26	1:05,16	1:41,38	2:18,64
4 Brown, Russel	14	Costa Rica	2:18,85	
	31,86	1:07,24	1:43,53	2:18,85
5 Contreras, Santiago	14	Venezuela	2:19,97	
	30,46	1:05,23	1:41,21	2:19,97
6 Mays, Matthew	14	Virgin Islands	2:20,86	
	30,71	1:07,16	1:44,24	2:20,86
7 Winterdal, Joseph	14	Aruba	2:24,79	
	33,30	1:11,49	1:50,64	2:24,79
8 Maher, Adrian	14	Nicaragua	2:26,77	
	33,24	1:10,20	1:48,64	2:26,77
9 Jabbour, George	14	Honduras	2:33,06	
	32,76	1:10,66	1:50,73	2:33,06
--- Sobers, Alex	14	Barbados	DQ	
	31,77	1:08,83	1:48,34	DQ
--- Duran, Alfonso	14	Honduras	DQ	
	31,42	1:06,70	1:43,36	DQ

Evento 65 Damas 15-17 200 LC Metros Mariposa

CCCAN: 2:19,42 * 7/1981 Marlene Bruten

Name	Age	Team	Finals Time	
Finals				
1 Paez, Isabella	17	Venezuela	2:16,14*	
	30,90	1:06,40	1:40,78	2:16,14
2 Avila, Julimar	15	Honduras	2:21,55	
	32,12	1:07,68	1:44,61	2:21,55
3 Gibbs, Amara	16	Barbados	2:26,21	
	33,55	1:11,15	1:48,88	2:26,21
4 Travieso, Claudia	16	Venezuela	2:27,13	
	33,51	1:11,15	1:49,60	2:27,13
5 Galdamez, Angie	16	Honduras	2:29,67	
	34,12	1:12,03	1:51,24	2:29,67
6 David, Syriah	15	Trinidad&Tobago	2:30,14	
	33,30	1:12,28	1:50,31	2:30,14
7 Smith, Taryn N	16	Bahamas	2:31,38	
	33,98	1:12,67	1:51,98	2:31,38
8 Guerrero, Carolina	16	Costa Rica	2:35,06	
	34,64	1:13,01	1:52,88	2:35,06

Evento 65 Damas 15-17 200 LC Metros Mariposa

CCCAN: 2:19,42 * 7/1981 Marlene Bruten

Name	Age	Team	Prelim Time	
Preliminares				
1 Paez, Isabella	17	Venezuela	2:21,74	
	31,50	1:08,43	1:45,99	2:21,74
2 Avila, Julimar	15	Honduras	2:25,64	
	31,95	1:09,38	1:46,24	2:25,64
3 Travieso, Claudia	16	Venezuela	2:29,03	
	33,51	1:11,43	1:50,85	2:29,03
4 Gibbs, Amara	16	Barbados	2:29,21	
	34,15	1:12,04	1:50,97	2:29,21

5 Galdamez, Angie	16	Honduras	2:31,27	
	34,51	1:14,07	1:53,38	2:31,27
6 Smith, Taryn N	16	Bahamas	2:31,47	
	33,91	1:11,88	1:51,81	2:31,47
7 David, Syriah	15	Trinidad&Tobago	2:33,15	
	33,94	1:13,33	1:53,31	2:33,15
8 Van den Berg, Daniella P	16	Aruba	2:38,00	
	35,49	1:15,24	1:56,49	2:38,00
9 Guerrero, Carolina	16	Costa Rica	2:38,28	
	35,11	1:15,66	1:56,33	2:38,28
--- Reidemeister, Marissa	16	Costa Rica	DQ	
	33,56	1:12,33	1:52,93	DQ

Evento 66 Varones 15-17 200 LC Metros Mariposa

CCCAN: 2:01,58 * 8/2005 Shaune Fraser

Name	Age	Team	Finals Time	
1 Arteta, Andy	17	Venezuela	2:05,97	
	28,75	1:01,44	1:33,20	2:05,97
2 Rodriguez, Winston	17	Venezuela	2:06,49	
	28,26	1:00,05	1:32,39	2:06,49
3 Martinez, Alejandro	17	Cuba	2:09,03	
	29,19	1:01,42	1:34,25	2:09,03
4 Montero, Francisco	16	Costa Rica	2:09,32	
	29,09	1:02,53	1:35,11	2:09,32
5 Rojas, Mario Andrés	17	Costa Rica	2:10,74	
	31,05	1:03,55	1:37,76	2:10,74
6 Selby, Christian	15	Barbados	2:16,99	
	29,71	1:03,22	1:40,02	2:16,99
7 Willems, Marc	17	Aruba	2:19,67	
	30,78	1:03,90	1:40,60	2:19,67
8 Brayan, Vasquez	16	Guatemala	2:21,15	
	31,01	1:06,04	1:42,62	2:21,15

Evento 67 Damas 18 & Over 200 LC Metros Mariposa


CCCAN: 2:18,01 * 7/2001 Paola España

Name	Age	Team	Finals Time	
1 Blackburn, Lisa	41	Bermuda	2:31,05	
	33,80	1:11,51	1:51,28	2:31,05
2 Núñez, Alejandra	18	Costa Rica	2:33,14	
	34,97	1:13,58	1:53,76	2:33,14
3 Bados, Ana	18	Honduras	2:40,17	
	35,67	1:15,40	1:57,74	2:40,17

Evento 68 Varones 18 & Over 200 LC Metros Mariposa

CCCAN: 2:03,27 * 04/07/2009 Javier Hernandez

Name	Age	Team	Finals Time	
1 Manuel, Meneses	20	Guatemala	2:09,90	
	29,69	1:02,89	1:35,88	2:09,90
2 Mays, Bryson	18	Virgin Islands	2:11,40	
	29,15	1:03,17	1:37,15	2:11,40
3 Jiménez, Felipe	18	Costa Rica	2:11,49	
	28,36	1:00,85	1:35,32	2:11,49
4 Barahona, Roy	26	Honduras	2:13,66	
	29,43	1:02,75	1:37,51	2:13,66



XXVIII Centroamericano y Caribe de Natación - 01/07/2013 to 05/07/2013

Resultados

Evento 69 Damas 11-12 50 LC Metros Dorso

CCCAN: 32,08 * 6/2007 Kendese Nangle

Name	Age Team	Finals Time
Finals		
1 Stefanie, Mendizabal	12 Guatemala	33,88
2 Goncalves, Ana C	12 Venezuela	34,32
3 Campbell, Celia M	12 Bahamas	34,55
4 Maduro, Keeley	12 Aruba	35,06
5 Chai, Jada	11 Trinidad&Tobago	35,38
6 Dickson, Marissa	12 Trinidad&Tobago	35,65
7 Bossa, Genesis	12 Venezuela	35,75
8 Irby, Ashley	11 Bermuda	35,86

Evento 69 Damas 11-12 50 LC Metros Dorso

CCCAN: 32,08 * 6/2007 Kendese Nangle

Name	Age Team	Prelim Time
Preliminares		
1 Stefanie, Mendizabal	12 Guatemala	34,41
2 Goncalves, Ana C	12 Venezuela	34,52
3 Chai, Jada	11 Trinidad&Tobago	34,72
4 Campbell, Celia M	12 Bahamas	34,84
5 Maduro, Keeley	12 Aruba	35,22
6 Bossa, Genesis	12 Venezuela	35,46
7 Irby, Ashley	11 Bermuda	36,08
8 Dickson, Marissa	12 Trinidad&Tobago	36,12
9 Pastrana, Ana	11 Honduras	36,22
10 Treasure, McKayla	12 Barbados	36,39
*11 De Leon, María A	12 Panamá	36,62
*11 Nercisio, Chade	11 Neth Antilles	36,62
13 Diana, Morales	11 Guatemala	36,94
14 Timmer, Elisabeth	11 Aruba	36,99
15 Fernández, María Fernanda	12 Costa Rica	37,04
16 Lashley, Rebecca	12 Barbados	37,13
17 Roberts, Samantha	12 Ant and Barbuda	37,29
18 Medina, Cecilia	12 Honduras	37,37
19 Russell, Victoria E	12 Bahamas	37,70
20 Maher, Sofia	11 Nicaragua	39,81

Evento 70 Varones 11-12 50 LC Metros Dorso

CCCAN: 29,83 * 27/06/2011 Harrison Olle

Name	Age Team	Finals Time
Finals		
1 Kirby, Jack	12 Barbados	31,59
2 St.Prix, Damon	12 Barbados	32,01
3 Hernandez, Sixto	12 Honduras	32,58
4 Thompson, Jeron	12 Trinidad&Tobago	32,68
5 Yorke, Kael	12 Trinidad&Tobago	33,17
6 Silva, Dangelo	12 Venezuela	33,31
7 Roberts, Joshua D	12 Bahamas	33,72
8 Stoute, Joshua	11 Panamá	34,12

Evento 70 Varones 11-12 50 LC Metros Dorso

CCCAN: 29,83 * 27/06/2011 Harrison Olle

Name	Age Team	Prelim Time
Preliminares		
1 Kirby, Jack	12 Barbados	31,30
2 St.Prix, Damon	12 Barbados	32,47
3 Hernandez, Sixto	12 Honduras	33,12
4 Thompson, Jeron	12 Trinidad&Tobago	33,18
5 Silva, Dangelo	12 Venezuela	33,44
6 Yorke, Kael	12 Trinidad&Tobago	33,76
7 Roberts, Joshua D	12 Bahamas	34,60
8 Stoute, Joshua	11 Panamá	34,71
9 Russell, Tyler T	12 Bahamas	35,93
10 Trejos, Diomedes	12 Panamá	38,07
--- Davila, Sebastian	12 Venezuela	DQ

Evento 71 Damas 13-14 50 LC Metros Dorso


CCCAN: 30,96 * 29/06/2011 Kristin Julien

Name	Age Team	Finals Time
Finals		
1 Márquez, Celina	13 El Salvador	31,84
2 Cape, Ariel	14 Trinidad&Tobago	32,45
3 Falcon, Luisa Maria	13 Cuba	32,85
4 Larios, Ana Joselina	13 Honduras	32,88
5 Palomo, Simone	14 Venezuela	32,89
6 Sherry, Sariyah	14 Barbados	32,93
7 Lopez, Andrea Sofia	13 Honduras	33,71
8 Hassell, Shannon	13 Bermuda	34,23

Evento 71 Damas 13-14 50 LC Metros Dorso

CCCAN: 30,96 * 29/06/2011 Kristin Julien

Name	Age Team	Prelim Time
Preliminares		
1 Márquez, Celina	13 El Salvador	32,10
2 Falcon, Luisa Maria	13 Cuba	32,74
3 Larios, Ana Joselina	13 Honduras	32,82
4 Cape, Ariel	14 Trinidad&Tobago	33,20
5 Sherry, Sariyah	14 Barbados	33,58
6 Hassell, Shannon	13 Bermuda	33,63
7 Palomo, Simone	14 Venezuela	33,65
8 Lopez, Andrea Sofia	13 Honduras	33,72
9 Fernandez, Vanessa	14 Venezuela	33,95
10 Quesada, Verónica	14 Costa Rica	34,43
11 Mulrain, Jewel	14 Trinidad&Tobago	34,45
12 Murillo, Milena	14 Costa Rica	34,65
13 López, Katherine	13 El Salvador	34,86
14 Clarke, Alexis	14 Barbados	35,13
15 Klein, Sasha	13 Virgin Islands	35,23
16 Samantha, Guillen	13 Guatemala	36,08
17 van den Berg, Andrea	14 Aruba	37,42
18 Farro, Lizanne	13 Aruba	40,07



XXVIII Centroamericano y Caribe de Natación - 01/07/2013 to 05/07/2013

Resultados

Evento 72 Varones 13-14 50 LC Metros Dorso

CCCAN: 26,96 * 29/06/2011 Timothy Wynter

Name	Age Team	Finals Time
Finals		
1 Khazne, Antoine	14 Venezuela	29,26
2 Ricardo, Cristian	14 Cuba	29,33
3 Olle, Harrison	14 Panamá	29,37
4 Greene, Gershwin S	14 Bahamas	29,49
5 Washington, Jesse	13 Bermuda	29,91
6 Samlalsingh, Justin	13 Trinidad&Tobago	30,24
7 Rodrigo, Palomo	14 Guatemala	30,37
8 Wernet, Tyreke	14 Aruba	30,55

Evento 72 Varones 13-14 50 LC Metros Dorso

CCCAN: 26,96 * 29/06/2011 Timothy Wynter

Name	Age Team	Prelim Time
Preliminares		
1 Olle, Harrison	14 Panamá	28,60
2 Greene, Gershwin S	14 Bahamas	29,50
3 Khazne, Antoine	14 Venezuela	29,73
4 Ricardo, Cristian	14 Cuba	29,80
*5 Washington, Jesse	13 Bermuda	29,85
*5 Samlalsingh, Justin	13 Trinidad&Tobago	29,85
7 Rodrigo, Palomo	14 Guatemala	30,25
8 Wernet, Tyreke	14 Aruba	30,54
9 Groters, Patrick G	13 Aruba	31,34
10 Mascoll-Gomes, Noah	13 Ant and Barbuda	31,58
11 Duran, Alfonso	14 Honduras	31,73
12 Jabbour, George	14 Honduras	32,01
13 Erick, Gordillo	13 Guatemala	32,05
14 Emanus, Mark	14 St Lucia	32,93
15 Maher, Adrian	14 Nicaragua	33,20
16 Daniel, Jyasi	13 St Lucia	34,12
17 Lamus, Luis	14 Venezuela	35,94

Evento 73 Damas 15-17 50 LC Metros Dorso

CCCAN: 30,48 * 27/06/2011 Kimberlee John Williams

Name	Age Team	Finals Time
Finals		
1 Julien, Kristin	16 Trinidad&Tobago	31,34
2 Ponson, Ally	17 Aruba	32,89
3 Gramcko, Marcela	16 Venezuela	32,94
4 Paniagua, María José	15 El Salvador	33,30
5 Nicole, David	15 Guatemala	33,42
6 Washshah, JJ	15 Virgin Islands	33,68
7 Castellanos, Ana	16 Honduras	34,24
8 Larios, Ingrid	15 Honduras	35,51

Evento 73 Damas 15-17 50 LC Metros Dorso

CCCAN: 30,48 * 27/06/2011 Kimberlee John Williams

Name	Age Team	Prelim Time
Preliminares		
1 Julien, Kristin	16 Trinidad&Tobago	31,51

2 Gramcko, Marcela	16 Venezuela	33,40
3 Washshah, JJ	15 Virgin Islands	33,49
4 Paniagua, María José	15 El Salvador	33,63
*5 Nicole, David	15 Guatemala	33,67
*5 Ponson, Ally	17 Aruba	33,67
7 Castellanos, Ana	16 Honduras	33,98
8 Larios, Ingrid	15 Honduras	34,49
9 Ponson, Gaby	17 Aruba	34,75
10 Donahue, Alexandria M	16 Trinidad&Tobago	34,93
11 Sánchez, Adriana	16 El Salvador	35,33

Evento 74 Varones 15-17 50 LC Metros Dorso

CCCAN: 27,05 * 29/06/2009 Christian Homer

Name	Age Team	Finals Time
Finals		
1 Barrera, Armando	17 Cuba	26,87*
2 Molina, Robinson	15 Venezuela	27,43
3 Mc Leod, David	16 Trinidad&Tobago	27,83
4 Lopez, Jesus	17 Venezuela	28,01
5 Baptiste, Jabari	15 Trinidad&Tobago	28,19
6 Carey, Dionisio S	15 Bahamas	28,61
7 Beitia, Isaac	17 Panamá	29,31
8 Gersson, Monroy	16 Guatemala	29,34

Evento 74 Varones 15-17 50 LC Metros Dorso


CCCAN: 27,05 * 29/06/2009 Christian Homer

Name	Age Team	Prelim Time
Preliminares		
1 Barrera, Armando	17 Cuba	27,32
2 Mc Leod, David	16 Trinidad&Tobago	27,59
3 Molina, Robinson	15 Venezuela	27,97
4 Baptiste, Jabari	15 Trinidad&Tobago	28,08
5 Carey, Dionisio S	15 Bahamas	28,40
6 Lopez, Jesus	17 Venezuela	28,52
7 Beitia, Isaac	17 Panamá	29,28
8 Gersson, Monroy	16 Guatemala	29,51
9 Torres, Victor	17 Virgin Islands	29,66
10 Gonzalez, Manuel	16 Panamá	29,78
11 Escalante, Carlos	15 Costa Rica	29,79

Evento 75 Damas 18 & Over 50 LC Metros Dorso

CCCAN: 29,68 * 29/06/2009 Jesserick Pinto

Name	Age Team	Finals Time
Finals		
1 Gisela, Morales	25 Guatemala	30,05
2 Vilorio, Karen	19 Honduras	31,70
3 Torrez, Dalia	22 Nicaragua	32,16
4 Watson, Caylee	18 Virgin Islands	32,19
5 Thompson, Cherelle	20 Trinidad&Tobago	32,49
6 Sharpe, Rebecca	21 Bermuda	32,77
7 Rose, Lee-Ann	18 Barbados	32,96
8 Fortin, Ana	40 Honduras	34,15



XXVIII Centroamericano y Caribe de Natación - 01/07/2013 to 05/07/2013

Resultados

Evento 75 Damas 18 & Over 50 LC Metros Dorso

CCCAN: 29,68 * 29/06/2009 Jesserick Pinto

Name	Age Team	Prelim Time
Preliminares		
1 Gisela, Morales	25 Guatemala	31,85
2 Vilorio, Karen	19 Honduras	31,89
3 Watson, Caylee	18 Virgin Islands	32,38
4 Torrez, Dalia	22 Nicaragua	32,78
5 Sharpe, Rebecca	21 Bermuda	33,11
6 Thompson, Cherelle	20 Trinidad&Tobago	33,13
7 Rose, Lee-Ann	18 Barbados	33,31
8 Fortin, Ana	40 Honduras	33,52
9 Gabriela, Muñoz	21 Guatemala	34,71
--- Yearwood, Ashley R	18 Bermuda	NS

Evento 76 Varones 18 & Over 50 LC Metros Dorso

CCCAN: 26,49 * 27/06/2011 Joshua MC Leod

Name	Age Team	Finals Time
Finals		
1 Homer, Christian	20 Trinidad&Tobago	25,93*
2 Augier, Jordan	18 St Lucia	27,10
3 MC Leod, Joshua	22 Trinidad&Tobago	27,84
4 Fernando, Castellanos	22 Guatemala	28,26
5 Gomez, Jean Luis	22 R Dominicana	28,33
6 Suriano, Rodrigo	19 El Salvador	28,47
7 Daniel, Santis	18 Guatemala	28,84
8 Barberena, Eisner	18 Nicaragua	28,95

Evento 76 Varones 18 & Over 50 LC Metros Dorso

CCCAN: 26,49 * 27/06/2011 Joshua MC Leod

Name	Age Team	Prelim Time
Preliminares		
1 Homer, Christian	20 Trinidad&Tobago	26,61
2 MC Leod, Joshua	22 Trinidad&Tobago	27,60
3 Augier, Jordan	18 St Lucia	27,66
4 Gomez, Jean Luis	22 R Dominicana	28,26
5 Fernando, Castellanos	22 Guatemala	28,50
6 Daniel, Santis	18 Guatemala	29,06
7 Barberena, Eisner	18 Nicaragua	29,08
8 Suriano, Rodrigo	19 El Salvador	29,15
9 Courtis, Christopher	18 Barbados	29,21
10 Jiménez, Felipe	18 Costa Rica	29,23
11 Valverde, David	26 Costa Rica	29,99
12 Beveridge, Andrew	19 Bermuda	31,46
13 Worrell, Bradford	25 St Lucia	32,06

Evento 77 Damas 13-14 100 LC Metros Pecho

CCCAN: 1:15,49 * 7/1993 M Torres

Name	Age Team	Finals Time
1 Higgs, Albury A	13 Bahamas	1:16,90
		35,93 1:16,90

2 Ramirez, Daisy	13 Cuba	1:19,34
		36,61 1:19,34
3 Sanabria, Herminia C	14 Venezuela	1:19,64
		38,75 1:19,64
4 Martin, Junice	13 Aruba	1:21,03
		38,53 1:21,03
5 Morales, Paula	13 Costa Rica	1:23,42
		39,58 1:23,42
6 Montero, María José	14 Costa Rica	1:27,41
		41,45 1:27,41
7 Mulrain, Jewel	14 Trinidad&Tobago	1:28,01
		40,60 1:28,01
--- López, Katherine	13 El Salvador	NS

Evento 77 Damas 13-14 100 LC Metros Pecho


CCCAN: 1:15,49 * 7/1993 M Torres

Name	Age Team	Prelim Time
Preliminares		
1 Higgs, Albury A	13 Bahamas	1:17,30
		36,40 1:17,30
2 Sanabria, Herminia C	14 Venezuela	1:20,61
		38,91 1:20,61
3 Ramirez, Daisy	13 Cuba	1:21,37
		38,66 1:21,37
4 Martin, Junice	13 Aruba	1:22,46
		38,88 1:22,46
5 Morales, Paula	13 Costa Rica	1:25,75
		41,37 1:25,75
6 Montero, María José	14 Costa Rica	1:27,63
		41,20 1:27,63
7 Mulrain, Jewel	14 Trinidad&Tobago	1:29,60
		42,77 1:29,60
8 López, Katherine	13 El Salvador	1:29,82
		42,39 1:29,82
9 Lopez, Andrea Sofia	13 Honduras	1:30,92
		42,68 1:30,92
--- Larios, Ana Josefina	13 Honduras	DQ
		39,95 DQ

Evento 78 Varones 13-14 100 LC Metros Pecho

CCCAN: 1:06,76 * 30/06/2011 Jordy Groters

Name	Age Team	Finals Time
Finals		
1 Schreuders, Mikel	14 Aruba	1:08,37
		32,85 1:08,37
2 Rodriguez, Alexander	14 R Dominicana	1:09,21
		32,30 1:09,21
3 Encinar, Alexander R	14 Bahamas	1:09,29
		32,59 1:09,29
4 Reyes, Franco A	14 Panamá	1:09,34
		32,76 1:09,34
5 Flores, Marco	14 Honduras	1:11,23
		33,30 1:11,23



XXVIII Centroamericano y Caribe de Natación - 01/07/2013 to 05/07/2013

Resultados

Finals ... (Evento 78 Varones 13-14 100 LC Metros Pecho)

Name	Age	Team	Finals Time
6 Fitzgerald, Jared K	14	Bahamas	1:11,62
33,43	1:11,62		
7 Pascual, Jose	14	Venezuela	1:12,21
33,71	1:12,21		
8 Den Dunnen, George	13	Aruba	1:15,49
34,36	1:15,49		

Evento 78 Varones 13-14 100 LC Metros Pecho

CCCAN: 1:06,76 * 30/06/2011 Jordy Groters

Name	Age	Team	Prelim Time
Preliminares			
1 Reyes, Franco A	14	Panamá	1:10,08
32,67	1:10,08		
2 Rodriguez, Alexander	14	R Dominicana	1:10,99
33,32	1:10,99		
3 Flores, Marco	14	Honduras	1:11,00
33,79	1:11,00		
4 Schreuders, Mikel	14	Aruba	1:12,42
33,89	1:12,42		
5 Encinar, Alexander R	14	Bahamas	1:12,63
34,27	1:12,63		
6 Fitzgerald, Jared K	14	Bahamas	1:13,50
34,30	1:13,50		
7 Den Dunnen, George	13	Aruba	1:15,23
34,67	1:15,23		
8 Pascual, Jose	14	Venezuela	1:15,76
35,39	1:15,76		
9 Lamus, Luis	14	Venezuela	1:15,82
33,52	1:15,82		
10 Maher, Adrian	14	Nicaragua	1:17,08
36,14	1:17,08		
11 Alberga, Christian	13	Jamaica	1:17,92
35,24	1:17,92		
12 Mata, Andrés	14	Costa Rica	1:18,65
35,68	1:18,65		
13 Hidalgo, Luis Fernando	14	Costa Rica	1:18,91
37,48	1:18,91		
14 Daniel, Jyasi	13	St Lucia	1:22,87
37,90	1:22,87		
15 Emanus, Mark	14	St Lucia	1:24,28
39,21	1:24,28		

Evento 79 Damas 11-12 200 LC Metros Estilo Libre

CCCAN: 2:10,24 * 6/1985 Marcela Cuesta

Name	Age	Team	Finals Time
Finals			
1 Kock, Florence	12	Aruba	2:15,31
32,33	1:07,65	1:42,76	2:15,31
2 Brito, Valentina	12	Venezuela	2:16,30
31,99	1:07,47	1:41,71	2:16,30

3 Tamayo, Ireya	11	Panamá	2:16,97
32,07	1:07,36	1:42,85	2:16,97
4 Stefanie, Mendizabal	12	Guatemala	2:18,23
32,72	1:08,31	1:43,65	2:18,23
5 Badilla, María Fernanda	12	Costa Rica	2:18,35
32,04	1:07,57	1:43,22	2:18,35
6 Lyn, Annabella	12	Jamaica	2:19,29
31,74	1:07,01	1:43,40	2:19,29
7 Ramírez, Andrea	12	Costa Rica	2:20,76
33,37	1:08,31	1:44,58	2:20,76
--- Sarah, Bucaro	12	Guatemala	NS

Evento 79 Damas 11-12 200 LC Metros Estilo Libre

CCCAN: 2:10,24 * 6/1985 Marcela Cuesta

Name	Age	Team	Prelim Time
Preliminares			
1 Brito, Valentina	12	Venezuela	2:17,69
32,67	1:08,43	1:44,03	2:17,69
2 Kock, Florence	12	Aruba	2:18,07
32,53	1:07,65	1:43,42	2:18,07
3 Tamayo, Ireya	11	Panamá	2:18,93
32,47	1:07,99	1:43,92	2:18,93
4 Ramírez, Andrea	12	Costa Rica	2:20,20
33,51	1:09,15	1:44,94	2:20,20
5 Badilla, María Fernanda	12	Costa Rica	2:20,51
32,74	1:08,90	1:45,36	2:20,51
6 Sarah, Bucaro	12	Guatemala	2:21,81
32,78	1:08,68	1:44,96	2:21,81
7 Lyn, Annabella	12	Jamaica	2:21,84
32,34	1:08,37	1:45,51	2:21,84
8 Stefanie, Mendizabal	12	Guatemala	2:22,46
33,16	1:09,56	1:46,79	2:22,46
9 Albarracin, Luisa	11	Venezuela	2:23,53
32,45	1:08,84	1:46,40	2:23,53
10 Barrett, Anjuii	12	Jamaica	2:24,18
33,05	1:09,84	1:47,87	2:24,18
11 Irby, Ashley	11	Bermuda	2:24,61
33,46	1:10,33	1:48,08	2:24,61
12 Treasure, McKayla	12	Barbados	2:24,81
33,60	1:10,96	1:48,80	2:24,81
13 Avila, Maria Luisa	12	Panamá	2:25,09
34,15	1:11,91	1:49,09	2:25,09
14 Schreuders, Anahi	12	Aruba	2:25,18
33,65	1:10,84	1:48,49	2:25,18
15 Smith, Shannan	12	Barbados	2:25,24
32,73	1:08,29	1:46,43	2:25,24
16 Faure, Vrisnelit	11	Trinidad&Tobago	2:25,96
33,95	1:11,77	1:49,86	2:25,96
17 Chai, Jada	11	Trinidad&Tobago	2:26,07
32,99	1:10,19	1:49,03	2:26,07
18 Medina, Cecilia	12	Honduras	2:28,82
34,57	1:12,65	1:50,83	2:28,82



XXVIII Centroamericano y Caribe de Natación - 01/07/2013 to 05/07/2013

Resultados

Preliminares ... (Evento 79 Damas 11-12 200 LC Metros Estilo Libre)

Name	Age	Team	Prelim Time
19 Maher, Sofia	11	Nicaragua	2:33,34
34,93	1:14,76	1:54,84	2:33,34
20 Vilorio, Angie	11	Honduras	2:35,31
35,86	1:15,28	1:55,58	2:35,31
--- Roberts, Samantha	12	Ant and Barbuda	NS

Evento 80 Varones 11-12 200 LC Metros Estilo Libre

CCCAN: 2:01,46 * 02/07/2009 Dylan Carter

Name	Age	Team	Finals Time
Finals			
1 Useche, Anthony	12	Venezuela	2:07,82
30,39	1:04,05	1:36,79	2:07,82
2 Silva, Dangelo	12	Venezuela	2:08,16
30,83	1:04,13	1:36,69	2:08,16
3 St.Prix, Damon	12	Barbados	2:08,26
30,09	1:03,61	1:36,94	2:08,26
4 Jacobs, Daniel	12	Aruba	2:09,83
30,60	1:04,13	1:37,29	2:09,83
5 Weekes, Luis Sebastian	12	Barbados	2:09,98
30,45	1:03,70	1:37,28	2:09,98
6 Roberts, Joshua D	12	Bahamas	2:15,07
31,07	1:04,85	1:40,08	2:15,07
7 Hernandez, Sixto	12	Honduras	2:18,38
31,34	1:06,66	1:42,90	2:18,38
8 Vargas, Carlos Alberto	12	Costa Rica	2:22,69
33,45	1:09,77	1:46,62	2:22,69

Evento 80 Varones 11-12 200 LC Metros Estilo Libre

CCCAN: 2:01,46 * 02/07/2009 Dylan Carter

Name	Age	Team	Prelim Time
Preliminares			
1 Jacobs, Daniel	12	Aruba	2:11,66
30,63	1:04,22	1:38,62	2:11,66
2 Silva, Dangelo	12	Venezuela	2:11,72
31,30	1:05,82	1:39,01	2:11,72
3 St.Prix, Damon	12	Barbados	2:11,90
30,21	1:04,07	1:38,78	2:11,90
4 Useche, Anthony	12	Venezuela	2:12,55
31,08	1:05,38	1:39,62	2:12,55
5 Weekes, Luis Sebastian	12	Barbados	2:14,38
31,58	1:05,86	1:40,64	2:14,38
6 Roberts, Joshua D	12	Bahamas	2:17,53
31,49	1:06,50	1:42,17	2:17,53
7 Vargas, Carlos Alberto	12	Costa Rica	2:21,17
34,43	1:10,56	1:46,69	2:21,17
8 Hernandez, Sixto	12	Honduras	2:21,47
31,35	1:06,34	1:44,09	2:21,47
9 Thompson, Jeron	12	Trinidad&Tobago	2:23,03
32,30	1:08,96	1:46,59	2:23,03
10 Solano, Gabriel Andrés	12	Costa Rica	2:23,29
32,33	1:08,80	1:46,51	2:23,29


11 Gooden, Sean-Douglas	12	Jamaica	2:23,89
34,56	1:12,14	1:49,63	2:23,89
12 Reyes, Winston	12	Panamá	2:25,58
33,12	1:09,79	1:48,88	2:25,58
13 Yorke, Kael	12	Trinidad&Tobago	2:26,39
33,53	1:11,02	1:48,99	2:26,39
14 Cuevas, Roberto	12	Panamá	2:29,10
33,81	1:11,78	1:50,76	2:29,10
--- Castro de, Jordano	12	Neth Antilles	NS
--- Appleton, Daryl	12	Ant and Barbuda	NS

Evento 81 Damas 15-17 800 LC Metros Estilo Libre Relevé

CCCAN: 8:39,64 * 7/2001

C Moreno / D Tomell / V de Alba / T Galindo

Team	Relevo	Finals Time
1 Venezuela	A	8:51,70
1) Gramcko, Marcela 16	2) Bonzanti, Annagrazia 17	
3) Travieso, Claudia 16	4) Paez, Isabella 17	
30,21	1:03,95	1:38,44
2:43,99	3:17,42	3:51,06
4:56,99	5:31,23	6:05,87
7:11,08	7:44,82	8:18,13
8:51,70		
2 Honduras	A	8:53,03
1) Avila, Julimar 15	2) Galdamez, Angie 16	
3) Vilorio, Gabriela 16	4) Castellanos, Ana 16	
29,05	1:02,05	1:36,15
2:40,40	3:14,55	3:49,20
4:55,24	5:29,34	6:04,81
7:09,87	7:16,67	8:17,88
8:53,03		
3 Costa Rica	A	8:55,47
1) Hernández, Dainna 15	2) Hidalgo, Rashed 15	
3) Ramírez, Sofía 15	4) Reidemeister, Marissa 16	
31,17	1:05,01	1:40,87
2:46,53	3:20,42	3:55,31
5:00,18	5:34,12	6:08,53
7:14,19	7:47,76	8:21,92
8:55,47		
4 El Salvador	A	9:10,20
1) Flores, Fátima 17	2) Paniagua, María José 15	
3) Sánchez, Adriana 16	4) Quinteros, Rebeca 15	
31,54	1:06,37	1:42,02
2:50,21	3:25,37	4:01,49
5:07,63	5:42,01	6:17,98
7:24,92	8:00,00	8:34,86
9:10,20		
5 Guatemala	A	9:24,99
1) Fernanda, Archila 16	2) Paula, Recinos 15	
3) Nicole, David 15	4) Gabriela, Santis 16	
32,18	1:07,23	1:43,65
2:53,43	3:30,98	4:10,18
5:20,48	5:56,47	6:34,04
7:41,06	8:14,75	8:50,03
9:24,99		



XXVIII Centroamericano y Caribe de Natación - 01/07/2013 to 05/07/2013

Resultados

Evento 82 Varones 15-17 800 LC Metros Estilo Libre Relevé

CCCAN: 7:53,12 * 7/2001

A Colmenares / E Ramírez / A Álvarez / E Maldonado

Team	Relevo	Finals Time	
1 Venezuela	A	7:52,01*	
1) Lopez, Jesus 17	2) Sanchez, Cherly 15		
3) Arteta, Andy 17	4) Perez, Miguel 17		
27,97	58,06	1:28,48	1:58,67
2:25,59	2:55,41	3:25,54	3:54,62
4:21,89	4:51,91	5:23,17	5:52,86
6:19,90	6:50,15	7:21,43	7:52,01
2 Panamá	A	8:04,85	
1) Beitia, Isaac 17	2) Martinez, Aramis 17		
3) Torres Jr., Ricardo A 16	4) Gonzalez, Manuel 16		
27,69	58,32	1:28,30	1:59,01
2:26,23	2:57,86	3:31,38	4:05,85
4:33,71	5:03,81	5:35,38	6:09,02
6:33,77	7:03,77	7:35,13	8:04,85
3 Costa Rica	A	8:08,02	
1) Araya, Esteban 16	2) Montero, Francisco 16		
3) Salazar, José Mario 17	4) Herrera, Arnoldo 16		
27,84	58,13	1:28,50	1:58,98
2:26,70	2:58,27	3:30,60	4:02,01
4:30,06	5:02,11	5:34,06	6:05,66
6:33,15	7:04,45	7:37,34	8:08,02
4 Guatemala	A	8:14,79	
1) Gersson, Monroy 16	2) Brayan, Vasquez 16		
3) David, Marroquin 15	4) Ernesto, Rangel 15		
28,16	59,95	1:30,77	2:02,39
	2:18,70	3:33,98	4:05,81
4:34,23	5:06,18	5:40,30	6:13,95
6:41,06	7:11,66	7:43,43	8:14,79
5 Bahamas	A	9:16,26	
1) Carey, Dionisio S 15	2) Moss, Perez L 17		
3) Taylor, Tre D 16	4) Moss, T'Auren J 17		
30,66	1:03,97	1:39,31	2:15,77
2:46,64	3:22,80	3:58,97	4:35,31
5:08,20	5:45,42	6:24,31	7:02,54
7:31,49	8:04,34	8:39,69	9:16,26

Evento 83 Damas 18 & Over 800 LC Metros Estilo Libre Relevé

CCCAN: 8:39,00 * 7/1999

Team	Relevo	Finals Time	
1 Costa Rica	A	9:19,29	
1) Hidalgo, Mariangel 24	2) Flores, María Gabriela 19		
3) Gómez, Natalia 21	4) Meza, Mary Laura 22		
31,97	1:06,62	1:42,17	2:17,33
2:48,61	3:24,25	4:00,64	4:38,17
5:09,22	5:44,48	6:21,92	6:57,72
7:29,04	8:05,19	8:43,70	9:19,29

2 Guatemala	A	9:19,93	
1) Cindy, Toscano 18	2) Gabriela, Muñoz 21		
3) Elly, Valdes 19	4) Debbie, Chew 20		
32,06	1:06,93	1:41,88	2:16,53
2:48,10	3:23,16	4:00,30	4:37,16
5:09,53	5:46,14	6:24,93	7:04,04
7:35,79	8:10,91	8:45,75	9:19,93
3 Honduras	A	9:26,38	
1) Vilorio, Karen 19	2) Fortin, Ana 40		
3) Leiva, Laura 23	4) Bados, Ana 18		
31,71	1:05,68	1:39,56	2:14,51
2:45,87	3:21,54	3:58,00	4:33,12
5:04,21	5:39,71	6:18,83	6:59,08
7:31,84	8:08,95	8:47,66	9:26,38


Evento 84 Varones 18 & Over 800 LC Metros Estilo Libre Relevé

CCCAN: 7:42,00 * 7/1999

Team	Relevo	Finals Time	
1 Trinidad&Tobago	A	8:04,97	
1) Lyons, Cadell 20	2) MC Leod, Joshua 22		
3) Sankar, Strasser 23	4) Homer, Christian 20		
27,45	58,24	1:29,34	2:00,07
2:27,95	2:57,89	3:29,19	4:01,34
4:29,27	5:01,39	5:35,57	6:09,30
6:35,55	7:04,82	7:35,46	8:04,97
2 Guatemala	A	8:07,39	
1) Gary, Pineda 19	2) Cristian, Vasquez 20		
3) Manuel, Meneses 20	4) Kevin, Avila 20		
28,82	59,97	1:30,99	2:02,14
2:29,82	3:01,31	3:34,50	4:08,38
4:36,05	5:07,31	5:39,68	6:11,19
6:36,29	7:05,35	7:36,05	8:07,39
--- Costa Rica	A	NS	
1) Brenner, Marcel 18	2) Duarte, Luis 19		
3) Torres, José Javier 21	4) Montoya, José 21		

Evento 85 Damas 13-14 800 LC Metros Estilo Libre Relevé

Team	Relevo	Finals Time	
1 Venezuela	A	8:58,28	
1) Diaz, Samantha 13	2) Clemant, Karelis 13		
3) Peraza, Valeria 13	4) Perez, Oriana 13		
30,32	1:04,34	1:39,19	2:13,77
	2:30,40	2:44,34	3:19,09
4:58,30	5:33,18	6:08,74	6:44,07
	7:11,31	8:23,51	8:58,28
2 Aruba	A	9:16,64	
1) Maduro, Rebecca 14	2) van den Berg, Andrea 14		
3) Martin, Junice 13	4) Arends, Ginayla 14		
32,03	1:07,34	1:43,28	2:18,66
2:48,81	3:24,27	4:00,37	4:37,70
5:07,58	5:43,54	6:20,38	6:57,47
7:28,59	8:04,04	8:40,95	9:16,64



XXVIII Centroamericano y Caribe de Natación - 01/07/2013 to 05/07/2013

Resultados

(Evento 85 Damas 13-14 800 LC Metros Estilo Libre Relevé)

Team	Relevo	Finals Time
3 Guatemala	A	9:21,60
1) Sophia, Bucaro 13	2) Alejandra, Pelico 14	
3) Samantha, Guillen 13	4) Valerie, Gruest 14	
32,44	1:07,32	1:42,94
	2:37,13	2:50,72
5:15,03	5:51,70	6:30,45
7:40,13	8:13,69	8:48,09
4 Costa Rica	A	9:31,76
1) Murillo, Milena 14	2) Quesada, Verónica 14	
3) Quesada, Amanda 14	4) León, María Fernanda 13	
32,82	1:09,45	1:47,65
2:56,79	3:32,70	4:09,53
5:18,25	5:54,71	6:32,81
7:42,05	8:17,65	8:55,01

Evento 86 Varones 13-14 800 LC Metros Estilo Libre Relevé

Team	Relevo	Finals Time
1 Venezuela	A	8:03,48
1) Gomez, Jhondayner 14	2) Rosso, Jesus 14	
3) Pascual, Jose 14	4) Khazne, Antoine 14	
29,05	1:00,09	1:30,41
2:27,14	2:56,80	3:27,70
4:27,23	4:58,77	5:31,95
6:31,99	7:02,47	7:33,21
2 Costa Rica	A	8:23,72
1) Álvarez, Bryan 13	2) Morales, Dereck 13	
3) González, Antonio 14	4) Montero, Diego 14	
29,60	1:02,07	1:36,15
2:37,21	3:10,44	3:45,02
4:43,92	5:15,84	5:49,26
6:49,63	7:20,38	7:51,92
3 Aruba	A	8:32,27
1) Groters, Patrick G 13	2) Winterdal, Joseph 14	
3) Wernet, Tyreke 14	4) Schreuders, Mikel 14	
29,35	1:02,16	1:35,53
2:37,51	3:10,77	3:46,17
4:45,57	5:17,80	5:53,80
6:57,47	7:28,66	8:00,57
4 Bahamas	A	9:14,96
1) Greene, Gershwin S 14	2) Fernander, N'Nhyun M 14	
3) Fitzgerald, Jared K 14	4) Encinar, Alexander R 14	
29,95		2:14,12
2:43,36	3:18,46	3:55,81
5:03,31	5:39,50	6:17,24
7:25,01	8:01,09	8:38,07

Evento 87 Damas 18 & Over 400 LC Metros Estilo Libre

CCCAN: 4:13,11 * 7/2001 Janelle Atkinson

Name	Age Team	Finals Time
1 Benitez, Pamela	21 El Salvador	4:28,35
	1:03,93	1:37,48
2:45,63	3:20,06	3:54,50
		2:11,66
		4:28,35

2 Cabrera, Lani	19 Barbados	4:34,16
	1:05,21	1:39,84
	2:49,52	3:24,54
		2:14,28
		3:59,95
		4:34,16
3 Rahael, Samantha	20 Trinidad&Tobago	4:41,17
	1:06,46	1:42,16
	2:54,37	3:30,32
		4:06,01
		2:18,42
		4:41,17
4 Myles, Stephanie	20 Bermuda	4:44,76
	1:06,16	1:41,64
	2:54,83	3:31,91
		4:08,56
		2:18,50
		4:44,76
5 Debbie, Chew	20 Guatemala	4:49,11
	1:10,39	1:46,82
	3:00,04	3:37,08
		4:13,36
		2:23,71
		4:49,11
6 Gabriela, Muñoz	21 Guatemala	4:54,07
	1:08,11	1:44,54
	2:59,67	3:38,06
		4:16,44
		2:21,93
		4:54,07
7 Flores, María Gabriela	19 Costa Rica	5:03,61
	1:11,09	1:48,54
	3:05,67	3:45,02
		4:24,46
		2:26,85
		5:03,61

Evento 88 Varones 18 & Over 400 LC Metros Estilo Libre


CCCAN: 3:59,06 * 01/07/2011 Raul Martinez

Name	Age Team	Finals Time
1 Schwab, Nicholas	22 R Dominicana	4:05,20
	28,16	58,61
	2:31,62	3:03,37
		1:29,27
		2:00,58
		3:34,79
		4:05,20
2 Le Grand, Jemal E	18 Aruba	4:14,57
	28,86	1:00,19
	2:35,44	3:08,04
		1:31,92
		2:03,58
		3:41,44
		4:14,57
3 Gary, Pineda	19 Guatemala	4:20,48
	29,90	1:02,30
	2:41,60	3:15,41
		1:35,05
		2:08,38
		3:48,47
		4:20,48
4 Cristian, Vasquez	20 Guatemala	4:22,55
	29,54	1:02,08
	2:43,03	3:16,98
		1:35,91
		2:09,64
		3:50,22
		4:22,55
5 Beveridge, Andrew	19 Bermuda	4:34,17
	29,93	1:03,17
	2:47,93	3:23,90
		1:37,36
		2:12,39
		3:59,78
		4:34,17

Evento 89 Damas 15-17 400 LC Metros Estilo Libre

CCCAN: 4:15,06 * 03/07/2009 Andreina Pinto

Name	Age Team	Finals Time
1 Evans, Joanna L	15 Bahamas	4:25,60
	31,12	1:04,20
	2:44,73	3:18,28
		1:37,75
		2:11,89
		3:52,38
		4:25,60
2 Gabriela, Santis	16 Guatemala	4:28,69
	30,81	1:03,57
	2:45,77	3:20,76
		1:37,02
		2:11,21
		3:56,03
		4:28,69
3 Bonzanti, Annagrazia	17 Venezuela	4:33,73
	31,05	1:04,81
	2:47,39	3:22,39
		1:38,67
		2:12,90
		3:58,27
		4:33,73
4 Galdamez, Angie	16 Honduras	4:35,37
	31,77	1:06,08
	2:51,40	3:26,66
		1:41,20
		2:16,50
		4:02,06
		4:35,37



XXVIII Centroamericano y Caribe de Natación - 01/07/2013 to 05/07/2013

Resultados

Finals ... (Evento 89 Damas 15-17 400 LC Metros Estilo Libre)

Name	Age	Team	Finals Time
5 Quinteros, Rebeca	15	El Salvador	4:36,88
			31,55 1:05,40 1:40,03 2:15,40
			2:51,08 3:26,72 4:02,46 4:36,88
6 Van den Berg, Daniella P	16	Aruba	4:39,01
			31,57 1:05,67 1:40,47 2:15,95
			2:51,89 3:27,74 4:03,89 4:39,01
7 Gramcko, Marcela	16	Venezuela	4:41,64
			31,34 1:05,85 1:41,55 2:17,54
			2:53,68 3:29,66 4:06,13 4:41,64
8 Hernández, Dainna	15	Costa Rica	4:50,45
			32,37 1:07,59 1:43,68 2:21,24
			2:59,12 3:37,19 4:14,49 4:50,45

Evento 89 Damas 15-17 400 LC Metros Estilo Libre

CCCAN: 4:15,06 * 03/07/2009 Andreina Pinto

Name	Age	Team	Prelim Time
Preliminares			
1 Bonzanti, Annagrazia	17	Venezuela	4:38,21
			1:07,35 1:07,35 2:18,01
			2:53,25 3:28,77 4:03,64 4:38,21
2 Quinteros, Rebeca	15	El Salvador	4:38,37
			1:07,36 1:07,36 2:17,83
			2:53,29 3:28,79 4:04,27 4:38,37
3 Van den Berg, Daniella P	16	Aruba	4:38,72
			1:06,99 1:06,99 2:17,79
			2:53,06 3:28,83 4:04,34 4:38,72
4 Galdamez, Angie	16	Honduras	4:41,87
			33,31 1:08,42 1:44,35 2:20,53
			2:56,21 3:32,12 4:08,05 4:41,87
5 Evans, Joanna L	15	Bahamas	4:42,29
			32,46 1:07,59 1:42,94 2:18,76
			2:53,64 3:30,30 4:06,27 4:42,29
6 Gabriela, Santis	16	Guatemala	4:43,02
			32,75 1:07,92 1:43,69 2:19,95
			2:55,68 3:31,97 4:07,69 4:43,02
7 Hernández, Dainna	15	Costa Rica	4:44,75
			33,64 1:08,77 1:44,75 2:20,70
			2:56,97 3:32,88 4:09,33 4:44,75
8 Gramcko, Marcela	16	Venezuela	4:45,18
			1:07,54 1:07,54 2:19,31
			2:56,01 3:32,21 4:09,22 4:45,18
9 Ponson, Ally	17	Aruba	4:47,79
			33,50 1:09,12 1:45,78 2:22,17
			2:59,22 3:35,95 4:12,75 4:47,79
10 Flores, Fátima	17	El Salvador	4:48,95
			33,38 1:09,37 1:45,59 2:22,45
			2:59,25 3:36,35 4:12,91 4:48,95
11 Ramírez, Sofia	15	Costa Rica	4:49,46
			1:08,20 1:08,20 2:21,34
			2:58,03 3:35,51 4:12,76 4:49,46

12 Fernanda, Archila	16	Guatemala	4:59,61
			1:09,39 1:09,39 2:23,46
			3:02,24 3:41,30 4:21,38 4:59,61

Evento 90 Varones 15-17 400 LC Metros Estilo Libre


CCCAN: 3:58,53 * 7/2001 Erwin Maldonado

Name	Age	Team	Finals Time
Finals			
1 Acosta, Marcelo	16	El Salvador	4:01,14
			28,27 58,63 1:29,42 2:00,41
			2:31,22 3:02,13 3:32,51 4:01,14
2 Arteta, Andy	17	Venezuela	4:01,30
			28,56 59,05 1:29,89 2:00,58
			2:31,15 3:02,18 3:33,00 4:01,30
3 Perez, Miguel	17	Venezuela	4:14,45
			28,82 59,93 1:31,47 2:03,34
			2:34,75 3:07,68 3:42,07 4:14,45
4 Araya, Esteban	16	Costa Rica	4:15,15
			29,28 1:01,58 1:33,95 2:06,52
			2:38,60 3:11,21 3:43,86 4:15,15
5 Selby, Christian	15	Barbados	4:18,67
			28,17 59,49 1:32,31 2:05,39
			2:38,08 3:11,12 3:45,13 4:18,67
6 Contreras, Andrés	16	Costa Rica	4:26,68
			30,93 1:04,31 1:37,09 2:11,73
			2:44,73 3:19,68 3:54,04 4:26,68
7 Brayan, Vasquez	16	Guatemala	4:32,60
			29,49 1:01,95 1:35,90 2:10,63
			2:45,82 3:21,65 3:56,36 4:32,60
8 Willems, Marc	17	Aruba	4:33,52
			30,19 1:02,80 1:37,16 2:11,64
			2:46,65 3:21,95 3:58,06 4:33,52

Evento 90 Varones 15-17 400 LC Metros Estilo Libre

CCCAN: 3:58,53 * 7/2001 Erwin Maldonado

Name	Age	Team	Prelim Time
Preliminares			
1 Arteta, Andy	17	Venezuela	4:21,77
			29,43 1:02,06 1:34,88 2:08,30
			2:41,78 3:16,11 3:49,12 4:21,77
2 Selby, Christian	15	Barbados	4:27,07
			29,15 1:02,11 1:35,53 2:09,32
			2:43,96 3:18,91 3:53,95 4:27,07
3 Perez, Miguel	17	Venezuela	4:28,33
			30,86 1:04,83 1:38,61 2:12,03
			2:45,69 3:20,27 3:54,83 4:28,33
4 Araya, Esteban	16	Costa Rica	4:29,04
			29,78 1:03,55 1:37,32 2:11,93
			2:46,63 3:21,83 3:55,91 4:29,04
5 Acosta, Marcelo	16	El Salvador	4:30,66
			30,72 1:04,56 1:39,01 2:13,50
			2:47,94 3:22,53 3:57,29 4:30,66



XXVIII Centroamericano y Caribe de Natación - 01/07/2013 to 05/07/2013

Resultados

Preliminares ... (Evento 90 Varones 15-17 400 LC Metros Estilo Libre)

Name	Age	Team	Prelim Time
6 Contreras, Andrés	16	Costa Rica	4:31,63
31,61	1:05,33	1:40,06	2:14,99
2:48,65	3:23,46	3:58,95	4:31,63
7 Brayan, Vasquez	16	Guatemala	4:37,36
31,50	1:06,23	1:41,63	2:17,33
2:52,15	3:27,34	4:03,09	4:37,36
8 Willems, Marc	17	Aruba	4:38,78
30,47	1:04,48	1:39,43	2:15,05
2:50,81	3:27,11	4:03,39	4:38,78
--- Gonzalez, Manuel	16	Panamá	X4:32,71
30,72	1:04,45	1:39,10	2:13,61
2:48,03	3:23,20	3:58,33	4:32,71

Evento 91 Damas 13-14 400 LC Metros Estilo Libre

CCCAN: 4:25,15 * 8/2005 Patricia Castañeda

Name	Age	Team	Finals Time
1 Valerie, Gruest	14	Guatemala	4:30,20
31,44	1:05,10	1:39,54	2:13,93
2:48,51	3:22,97	3:57,11	4:30,20
2 Perez, Oriana	13	Venezuela	4:34,40
31,94	1:05,75	1:40,37	2:14,90
2:50,04	3:25,15	4:00,48	4:34,40
3 Gill, Hannah	13	Barbados	4:35,10
31,28	1:05,41	1:39,94	2:15,36
2:50,93	3:26,56	4:01,98	4:35,10
4 Pastrana, Sara	13	Honduras	4:41,39
31,73	1:05,71	1:40,88	2:16,50
2:52,55	3:29,02	4:05,45	4:41,39
5 Clarke, Alexis	14	Barbados	4:43,53
32,05	1:07,19	1:43,14	2:19,45
2:55,75	3:32,13	4:08,59	4:43,53
6 Peraza, Valeria	13	Venezuela	4:44,48
32,81	1:07,30	1:42,64	2:18,67
2:55,15	3:31,92	4:09,22	4:44,48
7 Hassell, Shannon	13	Bermuda	4:55,18
32,20	1:07,58	1:43,81	2:21,37
2:59,47	3:37,89	4:16,97	4:55,18
8 León, María Fernanda	13	Costa Rica	5:00,39
33,60	1:10,16	1:48,07	2:26,23
3:04,49	3:43,75	4:22,96	5:00,39

Evento 91 Damas 13-14 400 LC Metros Estilo Libre

CCCAN: 4:25,15 * 8/2005 Patricia Castañeda

Name	Age	Team	Prelim Time
1 Valerie, Gruest	14	Guatemala	4:32,14
32,24	1:06,08	1:40,54	2:15,41
2:49,96	3:24,84	3:58,92	4:32,14
2 Gill, Hannah	13	Barbados	4:36,60
31,69	1:05,47	1:40,56	2:16,00
2:51,84	3:27,34	4:02,42	4:36,60

3 Perez, Oriana	13	Venezuela	4:43,18
32,71	1:07,96	1:43,86	2:19,31
2:55,15	3:31,47	4:07,82	4:43,18
4 Peraza, Valeria	13	Venezuela	4:46,65
33,09	1:08,17	1:43,77	2:19,73
2:56,19	3:33,27	4:10,47	4:46,65
5 Clarke, Alexis	14	Barbados	4:47,52
32,85	1:09,05	1:45,31	2:22,22
2:58,58	3:35,20	4:11,96	4:47,52
6 Pastrana, Sara	13	Honduras	4:48,80
32,71	1:08,55	1:45,09	2:22,29
2:59,01	3:36,70	4:12,98	4:48,80
7 Hassell, Shannon	13	Bermuda	4:50,79
32,25	1:07,35	1:44,31	2:21,62
3:00,11	3:38,59	4:16,02	4:50,79
8 León, María Fernanda	13	Costa Rica	4:51,02
33,64	1:09,82	1:47,08	2:23,99
3:00,74	3:37,75	4:15,24	4:51,02
9 Sophia, Bucaro	13	Guatemala	4:53,84
33,82	1:09,76	1:46,25	2:23,29
3:00,46	3:38,70	4:16,62	4:53,84
10 Arends, Ginayla	14	Aruba	4:56,86
32,67	1:08,62	1:45,49	2:23,21
3:01,12	3:39,86	4:18,73	4:56,86
11 Maduro, Rebecca	14	Aruba	5:01,53
32,94	1:09,78	1:48,20	2:27,30
3:05,83	3:45,23	4:24,04	5:01,53
12 Quesada, Amanda	14	Costa Rica	5:18,31
35,55	1:15,14	1:55,75	2:36,77
3:17,75	3:58,01	4:37,96	5:18,31

Evento 92 Varones 13-14 400 LC Metros Estilo Libre

CCCAN: 4:05,20 * 7/1987 Jorge Herrera

Name	Age	Team	Finals Time
1 Rosso, Jesus	14	Venezuela	4:08,88
28,99	1:00,54	1:31,91	2:03,82
2:35,35	3:07,52	3:38,31	4:08,88
2 Khazne, Antoine	14	Venezuela	4:10,58
29,21	1:00,51	1:32,13	2:03,76
2:35,54	3:07,96	3:39,39	4:10,58
3 Martinez, Raul	14	Cuba	4:12,02
29,15	1:00,67	1:32,12	2:03,93
2:35,85	3:08,20	3:40,82	4:12,02
4 Schreuders, Mikel	14	Aruba	4:16,78
29,12	1:00,80	1:32,89	2:05,78
2:38,86	3:12,48	3:45,75	4:16,78
5 Maher, Adrian	14	Nicaragua	4:19,44
29,21	1:00,73	1:33,21	2:06,23
2:39,96	3:13,52	3:46,94	4:19,44
6 Sobers, Alex	14	Barbados	4:23,26
29,41	1:01,04	1:33,80	2:07,01
2:41,29	3:15,03	3:49,45	4:23,26



XXVIII Centroamericano y Caribe de Natación - 01/07/2013 to 05/07/2013

Resultados

Finals ... (Evento 92 Varones 13-14 400 LC Metros Estilo Libre)

Name	Age	Team	Finals Time
7 Brown, Russel	14	Costa Rica	4:28,68
31,04	1:04,61	1:38,22	2:12,66
2:47,14	3:21,70	3:55,74	4:28,68
8 Washington, Jesse	13	Bermuda	4:29,92
29,61	1:02,19	1:35,72	2:09,97
2:44,69	3:19,86	3:55,74	4:29,92

Evento 92 Varones 13-14 400 LC Metros Estilo Libre

CCCAN: 4:05,20 * 7/1987 Jorge Herrera

Name	Age	Team	Prelim Time
Preliminares			
1 Maher, Adrian	14	Nicaragua	4:26,84
30,26	1:03,92	1:37,94	2:12,36
2:46,40	3:20,39	3:54,20	4:26,84
2 Rosso, Jesus	14	Venezuela	4:28,21
31,05	1:04,54	1:38,58	2:13,03
2:47,01	3:21,16	3:55,17	4:28,21
3 Washington, Jesse	13	Bermuda	4:28,24
30,37	1:05,08	1:39,36	2:14,03
2:48,70	3:22,83	3:56,96	4:28,24
4 Martinez, Raul	14	Cuba	4:28,47
31,56	1:04,85	1:38,92	2:13,39
2:47,42	3:21,42	3:55,86	4:28,47
5 Khazne, Antoine	14	Venezuela	4:29,43
30,29	1:04,52	1:38,68	2:13,91
2:48,67	3:23,81	3:57,95	4:29,43
6 Sobers, Alex	14	Barbados	4:29,55
30,19	1:04,19	1:38,60	2:13,78
2:48,69	3:23,78	3:57,58	4:29,55
7 Brown, Russel	14	Costa Rica	4:29,75
31,59	1:05,43	1:39,85	2:14,49
2:49,40	3:23,37	3:57,70	4:29,75
8 Schreuders, Mikel	14	Aruba	4:29,78
30,57	1:04,65	1:38,77	2:13,80
2:48,69	3:23,76	3:57,95	4:29,78
9 Groters, Patrick G	13	Aruba	4:30,74
32,03	1:05,80	1:39,98	2:14,44
2:48,66	3:23,42	3:57,93	4:30,74
10 Morales, Dereck	13	Costa Rica	4:31,06
31,82	1:06,11	1:40,25	2:14,99
2:49,59	3:24,90	3:59,92	4:31,06
11 Duran, Alfonso	14	Honduras	4:40,80
31,40	1:05,97	1:40,82	2:16,53
2:52,26	3:28,43	4:05,33	4:40,80
12 Mascoll-Gomes, Noah	13	Ant and Barbuda	4:41,84
30,52	1:04,68	1:39,94	2:15,53
2:52,05	3:28,38	4:05,76	4:41,84

Evento 93 Damas 18 & Over 50 LC Metros Pecho

CCCAN: 32,38 * 8/2005 Imaday Nuñez

Name	Age	Team	Finals Time
Finals			
1 Blackburn, Lisa	41	Bermuda	35,11
2 Gómez, Natalia	21	Costa Rica	36,10
3 Niehaus, Sigrid	43	Costa Rica	36,54
4 Rasmussen, Brigitte	18	Virgin Islands	36,60
5 Thompson, Cherelle	20	Trinidad&Tobago	36,82
6 Fortin, Ana	40	Honduras	37,81
7 Torrez, Dalia	22	Nicaragua	38,01
8 Krista, Estrada	19	Guatemala	40,19

Evento 93 Damas 18 & Over 50 LC Metros Pecho

CCCAN: 32,38 * 8/2005 Imaday Nuñez

Name	Age	Team	Prelim Time
Preliminares			
1 Blackburn, Lisa	41	Bermuda	34,81
2 Thompson, Cherelle	20	Trinidad&Tobago	35,90
3 Gómez, Natalia	21	Costa Rica	35,95
4 Niehaus, Sigrid	43	Costa Rica	36,51
5 Rasmussen, Brigitte	18	Virgin Islands	36,55
6 Fortin, Ana	40	Honduras	36,75
7 Torrez, Dalia	22	Nicaragua	38,26
8 Krista, Estrada	19	Guatemala	39,78
9 Elly, Valdes	19	Guatemala	42,05

Evento 94 Varones 18 & Over 50 LC Metros Pecho


CCCAN: 28,99 * 01/07/2009 Edgar Crespo

Name	Age	Team	Finals Time
Finals			
1 Crespo, Edgar	23	Panamá	28,73
2 MC Leod, Abraham	20	Trinidad&Tobago	28,84
3 Kulyk, Andrei	38	Nicaragua	29,59
4 Montoya, José	21	Costa Rica	30,86
*5 Marten, Serginni	19	Neth Antilles	31,48
*5 Sankar, Strasser	23	Trinidad&Tobago	31,48
7 Augier, Jordan	18	St Lucia	31,52
8 Worrell, Bradford	25	St Lucia	31,64

Evento 94 Varones 18 & Over 50 LC Metros Pecho

CCCAN: 28,99 * 01/07/2009 Edgar Crespo

Name	Age	Team	Prelim Time
Preliminares			
1 MC Leod, Abraham	20	Trinidad&Tobago	28,61
2 Crespo, Edgar	23	Panamá	28,87
3 Montoya, José	21	Costa Rica	31,03
4 Marten, Serginni	19	Neth Antilles	31,11
5 Worrell, Bradford	25	St Lucia	31,25
6 Kulyk, Andrei	38	Nicaragua	31,36
7 Sankar, Strasser	23	Trinidad&Tobago	31,51
8 Augier, Jordan	18	St Lucia	31,86
9 Cristian, Vasquez	20	Guatemala	32,83



XXVIII Centroamericano y Caribe de Natación - 01/07/2013 to 05/07/2013

Resultados

Preliminares ... (Evento 94 Varones 18 & Over 50 LC Metros Pecho)

Name	Age Team	Prelim Time
10 Beveridge, Andrew	19 Bermuda	33,23
11 Manuel, Meneses	20 Guatemala	34,97

Evento 95 Damas 15-17 50 LC Metros Pecho

CCCAN: 33,12 * 8/2005 Alia Atkinson

Name	Age Team	Finals Time
------	----------	-------------

Finals

1 Donahue, Alexandria M	16 Trinidad&Tobago	34,16
2 Morley, Laura J	16 Bahamas	35,64
3 Rivas, Vanessa	16 R Dominicana	35,73
4 Avila, Julimar	15 Honduras	35,95
5 Castellanos, Ana	16 Honduras	36,01
6 Arcila, Larismar	17 Venezuela	36,16
7 Norkaitis, Portia	16 Virgin Islands	36,26
8 Ferdinand, Johnnya	15 Trinidad&Tobago	36,96

Evento 95 Damas 15-17 50 LC Metros Pecho

CCCAN: 33,12 * 8/2005 Alia Atkinson

Name	Age Team	Prelim Time
------	----------	-------------

Preliminares

1 Donahue, Alexandria M	16 Trinidad&Tobago	33,95
2 Rivas, Vanessa	16 R Dominicana	35,53
3 Morley, Laura J	16 Bahamas	36,02
4 Arcila, Larismar	17 Venezuela	36,13
5 Avila, Julimar	15 Honduras	36,16
6 Norkaitis, Portia	16 Virgin Islands	36,58
7 Castellanos, Ana	16 Honduras	36,72
8 Ferdinand, Johnnya	15 Trinidad&Tobago	37,14
9 Ponson, Gaby	17 Aruba	38,16

Evento 96 Varones 15-17 50 LC Metros Pecho

CCCAN: 29,33 * 6/2007 Edgar Crespo

Name	Age Team	Finals Time
------	----------	-------------

Finals

1 Groters, Jordy A	16 Aruba	30,51
2 Flores, Jesus	16 Honduras	30,58
3 Tynes, Dustin E	16 Bahamas	30,71
4 Dominguez, Josue	16 R Dominicana	30,75
*5 Herrera, Arnoldo	16 Costa Rica	31,22
*5 Aguilar, Edgar	17 Venezuela	31,22
7 Guarente, Marco	15 Venezuela	31,32
--- Daniel, Joshua Runako	17 St Lucia	DQ

Evento 96 Varones 15-17 50 LC Metros Pecho

CCCAN: 29,33 * 6/2007 Edgar Crespo

Name	Age Team	Prelim Time
------	----------	-------------

Preliminares

1 Groters, Jordy A	16 Aruba	30,65
2 Guarente, Marco	15 Venezuela	30,74
3 Herrera, Arnoldo	16 Costa Rica	30,84
4 Dominguez, Josue	16 R Dominicana	30,87
5 Daniel, Joshua Runako	17 St Lucia	30,95

6 Tynes, Dustin E	16 Bahamas	31,15
7 Flores, Jesus	16 Honduras	31,30
8 Aguilar, Edgar	17 Venezuela	31,34
9 Taylor, Tre D	16 Bahamas	32,65
10 Mc Leod, David	16 Trinidad&Tobago	32,86
11 Brayan, Vasquez	16 Guatemala	33,42
12 Quirós, Jacob	17 Costa Rica	33,59
13 Torres Jr., Ricardo A	16 Panamá	33,96

Evento 97 Damas 13-14 50 LC Metros Pecho

CCCAN: 34,86 * 8/2005 Michelle Dovali

Name	Age Team	Finals Time
------	----------	-------------

Finals

1 Higgs, Albury A	13 Bahamas	36,01
2 Ramirez, Daisy	13 Cuba	36,02
3 Larios, Ana Joselina	13 Honduras	36,15
4 Sanabria, Herminia C	14 Venezuela	37,12
5 Lopez, Andrea Sofia	13 Honduras	37,28
6 Morales, Paula	13 Costa Rica	37,91
7 Martin, Junice	13 Aruba	37,96
8 Klein, Sasha	13 Virgin Islands	39,14

Evento 97 Damas 13-14 50 LC Metros Pecho

CCCAN: 34,86 * 8/2005 Michelle Dovali

Name	Age Team	Prelim Time
------	----------	-------------

Preliminares

1 Ramirez, Daisy	13 Cuba	36,36
2 Higgs, Albury A	13 Bahamas	36,38
3 Lopez, Andrea Sofia	13 Honduras	36,57
4 Larios, Ana Joselina	13 Honduras	36,92
5 Martin, Junice	13 Aruba	37,23
6 Morales, Paula	13 Costa Rica	38,08
7 Sanabria, Herminia C	14 Venezuela	38,18
8 Klein, Sasha	13 Virgin Islands	39,22
9 López, Katherine	13 El Salvador	40,06
10 Mulrain, Jewel	14 Trinidad&Tobago	40,54
11 Montero, María José	14 Costa Rica	41,50


Evento 98 Varones 13-14 50 LC Metros Pecho

CCCAN: 30,20 * 02/07/2011 Jordy Groters

Name	Age Team	Finals Time
------	----------	-------------

Finals

1 Lamus, Luis	14 Venezuela	31,38
2 Reyes, Franco A	14 Panamá	31,49
3 Encinar, Alexander R	14 Bahamas	31,64
4 Rodriguez, Alexander	14 R Dominicana	31,80
*5 Schreuders, Mikel	14 Aruba	32,10
*5 Fitzgerald, Jared K	14 Bahamas	32,10
7 Flores, Marco	14 Honduras	32,90
8 Alberga, Christian	13 Jamaica	33,05



XXVIII Centroamericano y Caribe de Natación - 01/07/2013 to 05/07/2013

Resultados

Evento 98 Varones 13-14 50 LC Metros Pecho

CCCAN: 30,20 * 02/07/2011 Jordy Groters

Name	Age Team	Prelim Time
Preliminares		
1 Reyes, Franco A	14 Panamá	31,39
2 Lamus, Luis	14 Venezuela	31,91
3 Fitzgerald, Jared K	14 Bahamas	31,93
4 Flores, Marco	14 Honduras	32,22
5 Encinar, Alexander R	14 Bahamas	32,37
6 Schreuders, Mikel	14 Aruba	32,49
7 Rodriguez, Alexander	14 R Dominicana	32,65
8 Alberga, Christian	13 Jamaica	33,35
9 Maher, Adrian	14 Nicaragua	33,40
10 Den Dunnen, George	13 Aruba	33,44
11 Pascual, Jose	14 Venezuela	33,64
12 Mata, Andrés	14 Costa Rica	34,55
13 Hidalgo, Luis Fernando	14 Costa Rica	34,64
14 Daniel, Jyasi	13 St Lucia	35,86
15 Emanus, Mark	14 St Lucia	36,55

Evento 99 Damas 11-12 50 LC Metros Pecho

CCCAN: 35,80 * 01/07/2009 Shannon Purperhart

Name	Age Team	Finals Time
Finals		
1 Nercisio, Chade	11 Neth Antilles	36,47
2 Schreuders, Anahi	12 Aruba	37,06
3 Russell, Victoria E	12 Bahamas	37,23
4 Roberts, Samantha	12 Ant and Barbuda	37,48
*5 Sancho, Fabiola	11 Costa Rica	38,13
*5 Tamayo, Ireya	11 Panamá	38,13
7 Capannelli, Eleonora	12 Venezuela	38,28
8 Changar, Jessie	12 Trinidad&Tobago	38,69

Evento 99 Damas 11-12 50 LC Metros Pecho

CCCAN: 35,80 * 01/07/2009 Shannon Purperhart

Name	Age Team	Prelim Time
Preliminares		
1 Nercisio, Chade	11 Neth Antilles	36,47
2 Russell, Victoria E	12 Bahamas	37,04
3 Schreuders, Anahi	12 Aruba	37,26
4 Capannelli, Eleonora	12 Venezuela	38,08
5 Tamayo, Ireya	11 Panamá	38,49
6 Roberts, Samantha	12 Ant and Barbuda	38,53
7 Changar, Jessie	12 Trinidad&Tobago	38,70
8 Sancho, Fabiola	11 Costa Rica	39,14
*9 Pastrana, Ana	11 Honduras	39,31
*9 Barrett, Anjuii	12 Jamaica	39,31

Swim-Off Required

*11 Karla, Castillo	12 Guatemala	39,46
*11 Vilorio, Angie	11 Honduras	39,46
13 Faure, Vrisnelit	11 Trinidad&Tobago	39,54
14 Pratt, Doménica	12 Costa Rica	39,61

15 Lashley, Rebecca	12 Barbados	39,98
16 Maher, Sofia	11 Nicaragua	40,27
17 Ochoa, Barbara	12 Venezuela	40,29
18 Carmen, Alfaro	12 Guatemala	40,81
19 Rodriguez, Tereza	12 Panamá	40,84

Evento 100 Varones 11-12 50 LC Metros Pecho

CCCAN: 32,42 * 8/2005 Arturo Medina

Name	Age Team	Finals Time
Finals		
1 Weekes, Luis Sebastian	12 Barbados	35,08
2 Thompson, Jeron	12 Trinidad&Tobago	35,62
3 Jacobs, Daniel	12 Aruba	35,72
4 Trejos, Diomedes	12 Panamá	35,98
5 Bastian, Izaak Z	11 Bahamas	36,01
6 Appleton, Daryl	12 Ant and Barbuda	36,50
7 Solano, Gabriel Andrés	12 Costa Rica	36,58
8 Stoute, Joshua	11 Panamá	36,87

Evento 100 Varones 11-12 50 LC Metros Pecho


CCCAN: 32,42 * 8/2005 Arturo Medina

Name	Age Team	Prelim Time
Preliminares		
1 Weekes, Luis Sebastian	12 Barbados	35,31
2 Appleton, Daryl	12 Ant and Barbuda	35,52
3 Thompson, Jeron	12 Trinidad&Tobago	35,54
4 Trejos, Diomedes	12 Panamá	35,70
5 Jacobs, Daniel	12 Aruba	35,82
6 Solano, Gabriel Andrés	12 Costa Rica	36,53
7 Bastian, Izaak Z	11 Bahamas	36,66
8 Stoute, Joshua	11 Panamá	36,69
9 Gooden, Sean-Douglas	12 Jamaica	37,17
10 Bastidas, Carlos	12 Venezuela	37,18
11 Russell, Tyler T	12 Bahamas	37,36
12 Talma, Kobi	12 Barbados	43,03
--- Cheong, Brandon	11 Aruba	DQ

Evento 101 Damas 18 & Over 200 LC Metros Dorso

CCCAN: 2:20,05 * 29/06/2011 Alana Berrocal

Name	Age Team	Finals Time	
Finals			
1 Vilorio, Karen	19 Honduras	2:23,83	
33,19	1:08,63	1:45,96	2:23,83
2 Hidalgo, Mariangel	24 Costa Rica	2:27,17	
34,70	1:11,77	1:49,59	2:27,17
3 Sharpe, Rebecca	21 Bermuda	2:28,40	
34,71	1:12,26	1:51,01	2:28,40
4 Rose, Lee-Ann	18 Barbados	2:30,39	
35,43	1:13,10	1:51,96	2:30,39
5 Heyliger, Rebecca	20 Bermuda	2:32,68	
35,15	1:13,22	1:52,75	2:32,68
6 Watson, Caylee	18 Virgin Islands	2:34,73	
34,95	1:13,94	1:54,30	2:34,73
--- Gabriela, Muñoz	21 Guatemala	NS	



XXVIII Centroamericano y Caribe de Natación - 01/07/2013 to 05/07/2013

Resultados

Evento 102 Varones 18 & Over 200 LC Metros Dorso

CCCAN: 2:03,66 * 7/2001 Neisser Bent

Name	Age	Team	Finals Time
1 Gomez, Jean Luis	22	R Dominicana	2:10,54
	30,49	1:03,59	1:37,43 2:10,54
2 Daniel, Santis	18	Guatemala	2:11,28
	31,18	1:05,53	1:38,33 2:11,28
3 Barberena, Eisner	18	Nicaragua	2:15,66
	31,15	1:04,50	1:40,01 2:15,66
4 Brenner, Marcel	18	Costa Rica	2:17,20
	32,69	1:07,50	1:42,88 2:17,20
5 Courtis, Christopher	18	Barbados	2:18,55
	32,03	1:07,02	1:43,32 2:18,55
6 Jiménez, Felipe	18	Costa Rica	2:21,13
	31,95	1:07,42	1:44,46 2:21,13
7 Augier, Jordan	18	St Lucia	2:24,03
	33,60	1:10,00	1:47,34 2:24,03
8 Beveridge, Andrew	19	Bermuda	2:26,97
	33,61	1:10,47	1:49,50 2:26,97

Evento 103 Damas 15-17 200 LC Metros Dorso

CCCAN: 2:19,49 * 7/1987 Silvia Poll

Name	Age	Team	Finals Time
1 Gramcko, Marcela	16	Venezuela	2:27,48
	33,88	1:10,55	1:49,13 2:27,48
2 Reidemeister, Marissa	16	Costa Rica	2:30,65
	36,16	1:14,35	1:52,97 2:30,65
3 Gibbs, Amara	16	Barbados	2:32,45
	35,91	1:14,82	1:54,16 2:32,45
4 Castellanos, Ana	16	Honduras	2:33,57
	36,59	1:14,99	1:54,69 2:33,57
5 Nicole, David	15	Guatemala	2:37,50
	35,40	1:15,11	1:56,74 2:37,50
6 Sánchez, Adriana	16	El Salvador	2:38,18
	37,10	1:16,77	1:58,26 2:38,18
7 Guerrero, Carolina	16	Costa Rica	2:38,69
	36,90	1:16,39	1:57,79 2:38,69
8 Mandujano, Carla	17	Honduras	2:40,45
	37,53	1:18,03	1:59,51 2:40,45

Evento 103 Damas 15-17 200 LC Metros Dorso

CCCAN: 2:19,49 * 7/1987 Silvia Poll

Name	Age	Team	Prelim Time
1 Gramcko, Marcela	16	Venezuela	2:28,05
	1:10,93	2:28,05	
2 Reidemeister, Marissa	16	Costa Rica	2:32,75
	1:15,05	2:32,75	
3 Castellanos, Ana	16	Honduras	2:34,79
	1:15,81	2:34,79	
4 Gibbs, Amara	16	Barbados	2:36,48
	1:16,26	2:36,48	

5 Sánchez, Adriana	16	El Salvador	2:37,07
	1:16,52	2:37,07	
6 Guerrero, Carolina	16	Costa Rica	2:38,07
	1:16,26	2:38,07	
7 Nicole, David	15	Guatemala	2:38,49
	1:16,26	2:38,49	
8 Mandujano, Carla	17	Honduras	2:39,46
	1:17,64	2:39,46	
9 Ponson, Ally	17	Aruba	2:39,99
	1:18,01	2:39,99	
10 Paniagua, María José	15	El Salvador	2:41,25
	1:16,70	2:41,25	
11 Julien, Kristin	16	Trinidad&Tobago	2:44,11
	1:19,42	2:44,11	
12 Washshah, JJ	15	Virgin Islands	2:49,03
	1:20,43	2:49,03	

Evento 104 Varones 15-17 200 LC Metros Dorso


CCCAN: 2:03,49 * 7/1993 Neisser Bent

Name	Age	Team	Finals Time
1 Barrera, Armando	17	Cuba	2:04,94
	28,99	1:00,05	1:31,84 2:04,94
2 Lopez, Jesus	17	Venezuela	2:11,60
	31,69	1:03,91	1:37,13 2:11,60
3 Molina, Robinson	15	Venezuela	2:14,27
	30,39	1:04,24	1:39,57 2:14,27
4 Gersson, Monroy	16	Guatemala	2:15,13
	32,16	1:06,16	1:40,70 2:15,13
5 Baptiste, Jabari	15	Trinidad&Tobago	2:16,17
	30,78	1:04,34	1:39,91 2:16,17
6 Escalante, Carlos	15	Costa Rica	2:20,68
	33,64	1:09,82	1:46,08 2:20,68
7 Araya, Esteban	16	Costa Rica	2:21,41
	32,88	1:08,09	1:44,98 2:21,41
8 Torres, Victor	17	Virgin Islands	2:27,80
	32,57	1:08,54	1:48,41 2:27,80

Evento 104 Varones 15-17 200 LC Metros Dorso

CCCAN: 2:03,49 * 7/1993 Neisser Bent

Name	Age	Team	Prelim Time
1 Lopez, Jesus	17	Venezuela	2:16,26
	1:06,92	1:06,92	1:41,47 2:16,26
2 Molina, Robinson	15	Venezuela	2:16,91
	31,78	1:06,57	1:42,00 2:16,91
3 Baptiste, Jabari	15	Trinidad&Tobago	2:17,67
	1:06,67	1:06,67	1:42,64 2:17,67
4 Gersson, Monroy	16	Guatemala	2:18,08
	1:07,44	1:07,44	1:42,29 2:18,08
5 Barrera, Armando	17	Cuba	2:18,52
	31,93	1:07,47	1:43,28 2:18,52



XXVIII Centroamericano y Caribe de Natación - 01/07/2013 to 05/07/2013

Resultados

Preliminares ... (Evento 104 Varones 15-17 200 LC Metros Dorso)

Name	Age	Team	Prelim Time
6 Araya, Esteban	16	Costa Rica	2:19,75
32,72	1:08,76	1:44,99	2:19,75
7 Escalante, Carlos	15	Costa Rica	2:20,75
33,07	1:09,15	1:45,13	2:20,75
8 Torres, Victor	17	Virgin Islands	2:26,76
1:09,29	1:09,29	1:48,13	2:26,76
9 Willems, Marc	17	Aruba	2:26,89
33,93	1:10,99	1:49,45	2:26,89
--- Beitia, Isaac	17	Panamá	X2:20,31
1:06,14	1:06,14	1:42,54	2:20,31

Evento 105 Damas 13-14 200 LC Metros Dorso

CCCAN: 2:22,50 * 7/1985 Silvia Poll

Name	Age	Team	Finals Time
1 Márquez, Celina	13	El Salvador	2:28,82
35,03	1:12,22	1:50,93	2:28,82
2 Palomo, Simone	14	Venezuela	2:30,44
35,18	1:13,31	1:51,70	2:30,44
3 Falcon, Luisa Maria	13	Cuba	2:33,62
36,00	1:15,27	1:55,75	2:33,62
4 Perez, Oriana	13	Venezuela	2:34,76
35,89	1:14,38	1:54,75	2:34,76
5 Far, Maria Fernanda	14	Panamá	2:35,76
36,79	1:15,91	1:56,52	2:35,76
6 Clarke, Alexis	14	Barbados	2:37,95
36,76	1:17,08	1:57,86	2:37,95
7 Samantha, Guillen	13	Guatemala	2:39,97
37,09	1:16,42	1:58,16	2:39,97
8 Quesada, Verónica	14	Costa Rica	2:41,30
37,28	1:17,41	1:59,20	2:41,30

Evento 105 Damas 13-14 200 LC Metros Dorso

CCCAN: 2:22,50 * 7/1985 Silvia Poll

Name	Age	Team	Prelim Time
1 Márquez, Celina	13	El Salvador	2:31,97
35,41	1:12,95	1:52,49	2:31,97
2 Perez, Oriana	13	Venezuela	2:32,13
36,50	1:15,22	1:54,48	2:32,13
3 Falcon, Luisa Maria	13	Cuba	2:33,89
36,79	1:15,53	1:55,52	2:33,89
4 Palomo, Simone	14	Venezuela	2:34,23
35,84	1:14,80	1:54,20	2:34,23
5 Samantha, Guillen	13	Guatemala	2:35,50
36,78	1:15,23	1:55,30	2:35,50
6 Clarke, Alexis	14	Barbados	2:36,15
36,39	1:16,41	1:56,60	2:36,15
7 Far, Maria Fernanda	14	Panamá	2:38,07
36,56	1:15,98	1:57,66	2:38,07
8 Quesada, Verónica	14	Costa Rica	2:40,14
38,37	1:17,65	1:59,03	2:40,14

9 Hassell, Shannon	13	Bermuda	2:40,73
37,82	1:18,06	1:59,60	2:40,73
10 Sophia, Bucaro	13	Guatemala	2:40,79
37,32	1:16,81	1:59,69	2:40,79
11 Cape, Ariel	14	Trinidad&Tobago	2:42,44
36,60	1:17,99	2:00,62	2:42,44
--- Larios, Ana Joselina	13	Honduras	NS
--- Lopez, Andrea Sofia	13	Honduras	NS

Evento 106 Varones 13-14 200 LC Metros Dorso

CCCAN: 2:09,55 * 01/07/2011 Timothy Wynter

Name	Age	Team	Finals Time
1 Ricardo, Cristian	14	Cuba	2:15,44
31,69	1:05,98	1:41,46	2:15,44
2 Aguilar, David	14	Costa Rica	2:16,17
32,00	1:06,90	1:42,17	2:16,17
3 Rosso, Jesus	14	Venezuela	2:18,65
33,00	1:07,81	1:43,19	2:18,65
4 Khazne, Antoine	14	Venezuela	2:19,71
32,39	1:08,04	1:44,11	2:19,71
5 Erick, Gordillo	13	Guatemala	2:22,36
33,27	1:09,55	1:46,21	2:22,36
6 Duran, Alfonso	14	Honduras	2:22,95
33,12	1:09,07	1:45,99	2:22,95
7 Mays, Matthew	14	Virgin Islands	2:24,41
33,76	1:10,50	1:48,00	2:24,41
8 Maher, Adrian	14	Nicaragua	2:24,86
35,00	1:11,37	1:48,37	2:24,86

Evento 106 Varones 13-14 200 LC Metros Dorso

CCCAN: 2:09,55 * 01/07/2011 Timothy Wynter

Name	Age	Team	Prelim Time
1 Ricardo, Cristian	14	Cuba	2:19,95
33,12	1:09,34	1:45,28	2:19,95
2 Rosso, Jesus	14	Venezuela	2:20,26
32,60	1:07,52	1:44,04	2:20,26
3 Aguilar, David	14	Costa Rica	2:20,60
34,00	1:09,78	1:45,41	2:20,60
4 Erick, Gordillo	13	Guatemala	2:23,57
33,48	1:10,08	1:47,38	2:23,57
5 Khazne, Antoine	14	Venezuela	2:24,72
34,10	1:10,33	1:47,94	2:24,72
6 Duran, Alfonso	14	Honduras	2:25,60
33,74	1:10,58	1:48,04	2:25,60
7 Mays, Matthew	14	Virgin Islands	2:25,88
34,16	1:12,15	1:49,37	2:25,88
8 Maher, Adrian	14	Nicaragua	2:27,37
35,95	1:13,20	1:50,63	2:27,37
9 Groters, Patrick G	13	Aruba	2:28,33
34,90	1:12,65	1:51,42	2:28,33



XXVIII Centroamericano y Caribe de Natación - 01/07/2013 to 05/07/2013

Resultados

Preliminares ... (Evento 106 Varones 13-14 200 LC Metros Dorso)

Name	Age	Team	Prelim Time
10 Jabbour, George	14	Honduras	2:31,05
	35,90	1:14,35	1:53,24 2:31,05
11 Samlalsingh, Justin	13	Trinidad&Tobago	2:43,27
	36,20	1:18,20	2:02,07 2:43,27

Evento 107 Damas 11-12 200 LC Metros Dorso

CCCAN: 2:26,35 * 7/1997 Tania Galindo

Name	Age	Team	Finals Time
1 Badilla, María Fernanda	12	Costa Rica	2:31,37
	36,02	1:14,35	1:53,33 2:31,37
2 Goncalves, Ana C	12	Venezuela	2:36,53
	37,06	1:16,74	1:56,86 2:36,53
3 Stefanie, Mendizabal	12	Guatemala	2:37,73
	37,38	1:17,87	1:58,46 2:37,73
4 Treasure, McKayla	12	Barbados	2:38,97
	36,80	1:17,12	1:58,17 2:38,97
5 Bossa, Genesis	12	Venezuela	2:40,75
	37,57	1:18,06	1:59,81 2:40,75
6 Sarah, Bucaro	12	Guatemala	2:41,14
	37,68	1:18,16	1:59,81 2:41,14
7 Lyn, Annabella	12	Jamaica	2:42,01
	37,44	1:17,94	2:00,59 2:42,01
8 Maduro, Keeley	12	Aruba	2:43,24
	37,26	1:18,31	2:00,92 2:43,24

Evento 107 Damas 11-12 200 LC Metros Dorso

CCCAN: 2:26,35 * 7/1997 Tania Galindo

Name	Age	Team	Prelim Time
1 Goncalves, Ana C	12	Venezuela	2:37,93
	37,68	1:18,30	1:58,62 2:37,93
2 Stefanie, Mendizabal	12	Guatemala	2:38,95
	38,45	1:19,05	2:00,44 2:38,95
3 Badilla, María Fernanda	12	Costa Rica	2:39,47
	36,89	1:17,16	1:59,05 2:39,47
4 Treasure, McKayla	12	Barbados	2:39,63
	38,36	1:19,17	1:59,51 2:39,63
5 Sarah, Bucaro	12	Guatemala	2:42,71
	38,08	1:19,01	2:01,34 2:42,71
6 Maduro, Keeley	12	Aruba	2:43,52
	38,64	1:19,98	2:01,72 2:43,52
7 Lyn, Annabella	12	Jamaica	2:44,93
	37,35	1:19,26	2:01,23 2:44,93
8 Bossa, Genesis	12	Venezuela	2:45,27
	39,82	1:20,94	2:03,42 2:45,27
9 Lashley, Rebecca	12	Barbados	2:47,04
	40,42	1:22,36	2:03,74 2:47,04
10 Ramírez, Andrea	12	Costa Rica	2:48,00
	40,16	1:22,01	2:05,06 2:48,00

11 Pastrana, Ana	11	Honduras	2:49,36
	38,92	1:21,27	2:05,39 2:49,36
12 Timmer, Elisabeth	11	Aruba	2:53,40
	40,38	1:24,52	2:09,93 2:53,40
13 Maher, Sofia	11	Nicaragua	3:00,81
	43,23	1:29,23	2:16,37 3:00,81
--- Medina, Cecilia	12	Honduras	DQ
	41,46	1:27,12	2:13,70 DQ
--- De Leon, María A	12	Panamá	DQ
	40,48	1:22,92	2:07,18 DQ
--- Tamayo, Ireya	11	Panamá	DQ
	36,81	1:17,87	1:59,36 DQ
--- Campbell, Celia M	12	Bahamas	NS

Evento 108 Varones 11-12 200 LC Metros Dorso

CCCAN: 2:18,49 * 8/2005 Eumir Quintero


Name	Age	Team	Finals Time
1 Davila, Sebastian	12	Venezuela	2:26,29
	33,03	1:10,71	1:48,98 2:26,29
2 Kirby, Jack	12	Barbados	2:28,94
	33,43	1:11,43	1:51,22 2:28,94
3 Weekes, Luis Sebastian	12	Barbados	2:31,87
	34,30	1:12,41	1:51,63 2:31,87
4 Useche, Anthony	12	Venezuela	2:35,12
	35,29	1:15,00	1:55,60 2:35,12
5 Roberts, Joshua D	12	Bahamas	2:40,17
	37,15	1:17,10	1:59,76 2:40,17
6 Marsh, Jesse	12	Jamaica	2:42,78
	37,65	1:18,71	2:01,91 2:42,78

Evento 109 Damas 18 & Over 400 LC Metros Combinado Relevo

CCCAN: 4:25,48 * 02/07/2011 Puerto Rico

A BERROCAL, P Casellas, D Rodriguez, T CLEMENTE

Team	Relevo	Finals Time
1 Bermuda	A	4:32,18
1) Sharpe, Rebecca 21	2) Blackburn, Lisa 41	
3) Heyliger, Rebecca 20	4) Yearwood, Ashley R 18	
	34,14 1:10,95	1:46,65 2:29,70
	2:56,47 3:32,66	4:00,70 4:32,18
2 Costa Rica	A	4:38,45
1) Hidalgo, Mariangel 24	2) Gómez, Natalia 21	
3) Meza, Mary Laura 22	4) Flores, María Gabriela 19	
	33,98 1:09,65	1:46,61 2:28,95
	2:59,00 3:33,43	4:04,30 4:38,45
3 Honduras	A	4:48,24
1) Vilorio, Karen 19	2) Leiva, Laura 23	
3) Fortin, Ana 40	4) Bados, Ana 18	
	32,74 1:07,57	1:45,60 2:30,83
	3:01,92 3:41,57	4:13,22 4:48,24
4 Guatemala	A	5:04,38
1) Gabriela, Muñoz 21	2) Krista, Estrada 19	
3) Debbie, Chew 20	4) Cindy, Toscano 18	
	35,85 1:15,17	1:56,94 2:43,75
	3:15,84 3:54,44	4:27,74 5:04,38



XXVIII Centroamericano y Caribe de Natación - 01/07/2013 to 05/07/2013

Resultados

Evento 110 Varones 18 & Over 400 LC Metros Combinado Relevo

CCCAN: 3:55,29 * 03/07/2009 Venezuela

A Van Dam, H Araya, J Casanova, J Morales

Team	Relevo	Finals Time
1 Trinidad&Tobago	A	3:57,94
1) Homer, Christian 20	2) MC Leod, Abraham 20	
3) Lyons, Cadell 20	4) MC Leod, Joshua 22	
28,94 59,76	1:30,84 2:06,64	
2:33,64 3:05,24	3:30,58 3:57,94	
2 Guatemala	A	4:03,34
1) Daniel, Santis 18	2) Cristian, Vasquez 20	
3) Fernando, Castellanos 22	4) Kevin, Avila 20	
30,36 1:01,32	1:34,86 2:12,04	
2:38,41 3:10,14	3:35,31 4:03,34	
3 Costa Rica	A	4:08,64
1) Valverde, David 26	2) Montoya, José 21	
3) Jiménez, Felipe 18	4) Duarte, Luis 19	
31,32 1:04,00	1:36,08 2:12,98	
2:40,01 3:12,37	3:38,71 4:08,64	

Evento 111 Damas 15-17 400 LC Metros Combinado Relevo

CCCAN: 4:31,27 * 7/1987

S Poll / S Niehaus / A Jiménez / C Mauri

Team	Relevo	Finals Time
1 Venezuela	A	4:34,85
1) Gramcko, Marcela 16	2) Arcila, Larismar 17	
3) DE Vita, Albany 17	4) Bonzanti, Annagrazia 17	
33,79 1:09,10	1:46,58 2:27,73	
4:02,77 4:34,85		
2 Honduras	A	4:39,63
1) Galdamez, Angie 16	2) Castellanos, Ana 16	
3) Avila, Julimar 15	4) Vilorio, Gabriela 16	
35,18 1:12,92	1:49,97 2:32,27	
3:01,82 3:36,79	4:06,79 4:39,63	
3 Costa Rica	A	4:42,85
1) Guerrero, Carolina 16	2) Reidemeister, Marissa 16	
3) Baerga, Claudia 16	4) Hidalgo, Rashel 15	
34,96 1:12,53	1:49,90 2:31,29	
3:03,50 3:41,22	4:10,58 4:42,85	
4 El Salvador	A	4:51,74
1) Sánchez, Adriana 16	2) Quinteros, Rebeca 15	
3) Paniagua, María José 15	4) Flores, Fátima 17	
36,72 1:14,16	1:55,45 2:40,64	
3:13,81 3:53,03	4:23,82 4:51,74	
5 Guatemala	A	4:58,56
1) Nicole, David 15	2) Fernanda, Archila 16	
3) Paula, Recinos 15	4) Gabriela, Santis 16	
35,35 1:14,46	1:55,67 2:41,95	
3:16,37 3:56,20	4:26,26 4:58,56	
--- Trinidad&Tobago	A	NS
1) Julien, Kristin 16	2) Donahue, Alexandria M 16	
3) David, Syriah 15	4) Ferdinand, Johnnya 15	

Evento 112 Varones 15-17 400 LC Metros Combinado Relevo

CCCAN: 3:56,91 * 7/1993

N Bent / M González / E Rodríguez / L Paredes

Team	Relevo	Finals Time
1 Venezuela	A	3:57,88
1) Molina, Robinson 15	2) Guarente, Marco 15	
3) Delgado, Cristian 15	4) Lopez, Jesus 17	
29,25 1:00,04	1:31,12 2:07,84	
2:34,12 3:05,05	3:30,51 3:57,88	
2 Costa Rica	A	4:05,71
1) Escalante, Carlos 15	2) Herrera, Arnoldo 16	
3) Salazar, José Mario 17	4) Rojas, Mario Andrés 17	
32,01 1:05,01	1:37,01 2:12,79	
2:40,50 3:12,35	3:37,63 4:05,71	
3 Guatemala	A	4:10,41
1) Gersson, Monroy 16	2) Brayan, Vasquez 16	
3) Kevin, Vasquez 17	4) Ernesto, Rangel 15	
31,78 1:05,65	2:15,77	
2:43,18 3:15,22	3:41,79 4:10,41	
4 Bahamas	A	4:12,54
1) Carey, Dionisio S 15	2) Taylor, Tre D 16	
3) Moss, Perez L 17	4) Moss, T'Auren J 17	
30,93 1:05,83	1:38,36 2:18,69	
2:45,73 3:18,35	3:43,69 4:12,54	
--- Panamá	A	DQ
1) Martinez, Aramis 17	2) Torres Jr., Ricardo A 16	
3) Beitia, Isaac 17	4) Gonzalez, Manuel 16	
31,34 1:04,74	1:38,73 2:16,41	
2:43,02 3:14,22	3:39,73 DQ	

Evento 113 Damas 11-12 800 LC Metros Estilo Libre Relevo

Team	Relevo	Finals Time
1 Venezuela	A	9:19,18
1) Contreras, Veronica 12	2) Albarracin, Luisa 11	
3) Ramos, Jerisbel 12	4) Brito, Valentina 12	
32,48 1:08,04	1:43,84 2:19,18	
2:50,66 3:26,65	4:03,31 4:38,59	
4:55,97 5:10,09	5:45,93	
6:24,03 7:01,09	8:43,98 9:19,18	
2 Costa Rica	A	9:25,39
1) Fernández, María Fernanda 12	2) Sancho, Fabiola 11	
3) Ramírez, Andrea 12	4) Badilla, María Fernanda 12	
32,24 1:08,47	1:46,00 2:20,07	
2:52,54 3:28,83	4:07,32 5:10,88	
5:18,31 5:53,33	6:29,18 7:05,74	
7:36,74 8:12,36	8:48,97 9:25,39	
3 Aruba	A	9:36,85
1) Maduro, Keeley 12	2) Timmer, Elisabeth 11	
3) Schreuders, Anahi 12	4) Kock, Florence 12	
32,04 1:07,31	1:43,79 2:25,19	
2:53,48 3:31,67	4:11,50 4:52,18	
5:10,21 5:23,58	5:59,66	
7:48,11 8:23,84	9:00,30 9:36,85	



XXVIII Centroamericano y Caribe de Natación - 01/07/2013 to 05/07/2013

Resultados

(Evento 113 Damas 11-12 800 LC Metros Estilo Libre Relevé)

Team	Relevo	Finals Time
4 Guatemala	A	9:40,17
1) Sarah, Bucaro 12	2) Diana, Morales 11	
3) Estephany, DE LA Roca 12	4) Stefanie, Mendizabal 12	
33,14 1:10,15	1:48,86 2:26,73	
2:59,76 3:36,88	4:16,05 4:53,01	
5:26,22 6:03,46	6:43,32 7:21,09	
	9:04,46 9:40,17	
5 Barbados	A	9:57,12
1) Harding, Destiny 11	2) Treasure, McKayla 12	
3) Lashley, Rebecca 12	4) Smith, Shannan 12	
34,44 1:13,43	1:54,65	
3:09,05 3:47,23	4:25,90 5:01,66	
5:35,52 6:14,36	6:53,37 7:31,62	
8:03,12 8:40,05	9:18,41 9:57,12	
6 Honduras	A	10:02,61
1) Pastrana, Ana 11	2) Vilorio, Angie 11	
3) Cwu, Fernanda 12	4) Medina, Cecilia 12	
34,48 1:12,62	1:51,60 2:28,09	
3:03,06 3:42,54	4:22,88 5:01,12	
5:35,13 6:14,45	6:53,61 7:33,14	
8:04,46 8:42,62	9:23,04 10:02,61	
7 Trinidad&Tobago	A	10:03,83
1) Chai, Jada 11	2) Dickson, Marissa 12	
3) Jackson, Rochelle A 12	4) Faure, Vrisnelit 11	
31,59 1:07,12	1:45,52 2:24,45	
2:56,20 3:34,80	4:15,65 4:55,39	
5:28,30 6:06,70	6:49,11 7:35,07	
8:08,28 8:47,27	9:26,06 10:03,83	
8 Panamá	A	10:18,83
1) Rodriguez, Tereza 12	2) Avila, Maria Luisa 12	
3) Tamayo, Ireya 11	4) De Leon, Maria A 12	
35,64 1:17,90	2:02,27 2:43,56	
3:17,12 3:55,26	4:35,36 5:14,37	
5:46,57 6:22,89	7:00,29 7:37,16	
8:12,03 8:53,17	9:36,09 10:18,83	

Evento 114 Varones 11-12 800 LC Metros Estilo Libre Relevé

Team	Relevo	Finals Time
1 Venezuela	A	8:50,59
1) Davila, Sebastian 12	2) Silva, Dangelo 12	
3) Bastidas, Carlos 12	4) Useche, Anthony 12	
30,29 1:04,97	1:40,14 2:13,61	
2:43,41 3:16,55	3:49,86 4:22,60	
4:52,93 5:27,17	6:02,67 6:36,25	
7:07,25 7:41,75	8:16,90 8:50,59	
2 Barbados	A	9:13,84
1) St.Prix, Damon 12	2) Weekes, Luis Sebastian 12	
3) Kirby, Jack 12	4) Talma, Kobi 12	
29,50 1:03,16	1:37,21 2:11,02	
2:40,97 3:14,86	3:49,63 4:23,87	
4:54,68 5:31,09	6:09,79 6:48,29	
7:21,62 7:59,36	8:37,25 9:13,84	

3 Costa Rica	A	9:26,01
1) Solano, Gabriel Andrés 12	2) Retana, Daniel 12	
3) Guevara, Juan Estevan 12	4) Blanco, Kevin 12	
31,27 1:07,89	1:45,58 2:22,56	
2:53,94 3:30,36	4:07,29 4:43,78	
5:14,44 5:50,48	6:28,20 7:05,20	
7:35,99 8:12,63	8:50,40 9:26,01	

Evento 115 Damas 11-12 200 LC Metros IM

CCCAN: 2:27,38 * 7/1995 Cerian Gibbes

Name	Age Team	Finals Time
Finals		
1 Tamayo, Ireya	11 Panamá	2:34,19
1:13,21 1:13,21	2:00,16	2:34,19
2 Badilla, María Fernanda	12 Costa Rica	2:34,49
1:12,32 1:12,32	1:59,56	2:34,49
3 Maduro, Keeley	12 Aruba	2:36,55
1:13,84 1:13,84	2:01,00	2:36,55
4 Schreuders, Anahi	12 Aruba	2:38,15
1:19,36 1:19,36	2:03,22	2:38,15
5 Sancho, Fabiola	11 Costa Rica	2:39,05
1:16,48 1:16,48	2:02,39	2:39,05
6 Ochoa, Barbara	12 Venezuela	2:39,72
1:15,63 1:15,63	2:03,58	2:39,72
7 Albarracin, Luisa	11 Venezuela	2:44,52
1:17,67 1:17,67	2:09,41	2:44,52
8 Faure, Vrisnelit	11 Trinidad&Tobago	2:46,38
1:19,58 1:19,58	2:08,38	2:46,38

Evento 115 Damas 11-12 200 LC Metros IM

CCCAN: 2:27,38 * 7/1995 Cerian Gibbes

Name	Age Team	Prelim Time
Preliminares		
1 Tamayo, Ireya	11 Panamá	2:35,25
1:12,89	2:35,25	
2 Maduro, Keeley	12 Aruba	2:39,43
1:14,23	2:39,43	
3 Badilla, María Fernanda	12 Costa Rica	2:40,12
1:13,60	2:40,12	
4 Ochoa, Barbara	12 Venezuela	2:41,79
1:17,72	2:41,79	
5 Sancho, Fabiola	11 Costa Rica	2:42,98
1:17,18	2:42,98	
6 Schreuders, Anahi	12 Aruba	2:43,57
1:22,23	2:43,57	
7 Albarracin, Luisa	11 Venezuela	2:44,27
1:18,68	2:44,27	
8 Faure, Vrisnelit	11 Trinidad&Tobago	2:44,32
1:19,82	2:44,32	
9 Pastrana, Ana	11 Honduras	2:44,99
1:20,14	2:44,99	
10 Lyn, Annabella	12 Jamaica	2:48,20
1:19,67	2:48,20	



XXVIII Centroamericano y Caribe de Natación - 01/07/2013 to 05/07/2013

Resultados

Preliminares ... (Evento 115 Damas 11-12 200 LC Metros IM)

Name	Age	Team	Prelim Time
11 Lashley, Rebecca	12	Barbados	2:49,26
12 Roberts, Samantha	12	Ant and Barbuda	2:49,63
13 Diana, Morales	11	Guatemala	2:49,81
14 Sarah, Bucaro	12	Guatemala	2:51,03
15 Treasure, McKayla	12	Barbados	2:52,14
16 Maher, Sofia	11	Nicaragua	2:52,44
17 Cwu, Fernanda	12	Honduras	2:53,22
---		Russell, Victoria E	12 Bahamas NS
---		Chai, Jada	11 Trinidad&Tobago NS

Evento 116 Varones 11-12 200 LC Metros IM


CCCAN: 2:19,15 * 7/2001 Oscar Olvera

Name	Age	Team	Finals Time
Finals			
1 Weekes, Luis Sebastian	12	Barbados	2:24,70
30,97	1:09,76	1:51,15	2:24,70
2 Jacobs, Daniel	12	Aruba	2:28,28
33,24	1:13,49	1:54,70	2:28,28
3 Useche, Anthony	12	Venezuela	2:29,29
30,98	1:10,66	1:56,73	2:29,29
4 Stoute, Joshua	11	Panamá	2:35,49
33,23	1:15,67	2:02,40	2:35,49
5 St.Prix, Damon	12	Barbados	2:36,17
32,55	1:12,78	2:01,65	2:36,17
6 Roberts, Joshua D	12	Bahamas	2:38,24
33,52	1:15,00	2:03,12	2:38,24
7 Vargas, Carlos Alberto	12	Costa Rica	2:41,35
33,06	1:16,45	2:05,36	2:41,35
---		Davila, Sebastian	12 Venezuela DQ
32,74	DQ		

Evento 116 Varones 11-12 200 LC Metros IM

CCCAN: 2:19,15 * 7/2001 Oscar Olvera

Name	Age	Team	Prelim Time
Preliminares			
1 Weekes, Luis Sebastian	12	Barbados	2:32,03
1:13,03	2:32,03		
2 Useche, Anthony	12	Venezuela	2:32,92
1:12,31	2:32,92		
3 Jacobs, Daniel	12	Aruba	2:33,79
1:14,50	2:33,79		
4 St.Prix, Damon	12	Barbados	2:36,61
1:13,92	2:36,61		
5 Davila, Sebastian	12	Venezuela	2:37,15
1:12,69	2:37,15		



6 Stoute, Joshua	11	Panamá	2:38,13
1:16,03	2:38,13		
7 Roberts, Joshua D	12	Bahamas	2:39,67
1:16,88	2:39,67		
8 Vargas, Carlos Alberto	12	Costa Rica	2:40,26
1:16,90	2:40,26		
9 Russell, Tyler T	12	Bahamas	2:40,99
1:18,46	2:40,99		
10 Gooden, Sean-Douglas	12	Jamaica	2:41,80
1:21,56	2:41,80		
11 Thompson, Jeron	12	Trinidad&Tobago	2:46,76
1:18,24	2:46,76		
12 Cuevas, Roberto	12	Panamá	2:54,62
1:19,12	2:54,62		
---		Hernandez, Sixto	12 Honduras NS

Evento 117 Damas 15-17 400 LC Metros IM

CCCAN: 5:02,43 * 04/07/2009 Maria Coy

Name	Age	Team	Finals Time
Finals			
1 Avila, Julimar	15	Honduras	5:09,82
30,98	1:06,98	1:49,03	2:30,03
3:15,68	4:02,19	4:36,03	5:09,82
2 Castellanos, Ana	16	Honduras	5:13,08
32,54	1:09,50	1:49,68	2:29,94
3:14,53	4:01,49	4:37,72	5:13,08
3 Evans, Joanna L	15	Bahamas	5:14,46
33,23	1:13,30	1:52,46	2:32,02
3:17,81	4:05,83	4:40,67	5:14,46
4 Travieso, Claudia	16	Venezuela	5:24,09
33,72	1:11,15	1:54,71	2:37,72
3:23,68	4:11,52	4:48,22	5:24,09
5 Van den Berg, Daniella P	16	Aruba	5:26,61
35,99	1:15,04	1:57,88	2:40,92
3:29,28	4:15,84	4:52,10	5:26,61
6 Gibbs, Amara	16	Barbados	5:27,54
34,67	1:13,79	1:55,58	2:37,51
3:25,42	4:15,94	4:51,81	5:27,54
7 Hernández, Dainna	15	Costa Rica	5:39,46
35,08	1:17,33	2:00,74	2:44,37
3:35,48	4:25,57	5:03,60	5:39,46

Evento 117 Damas 15-17 400 LC Metros IM

CCCAN: 5:02,43 * 04/07/2009 Maria Coy

Name	Age	Team	Prelim Time
Preliminares			
1 Castellanos, Ana	16	Honduras	5:19,49
1:11,65	2:33,99	4:06,38	5:19,49
2 Avila, Julimar	15	Honduras	5:25,86
1:08,60	2:34,85	4:12,29	5:25,86
3 Evans, Joanna L	15	Bahamas	5:30,24
1:15,97	2:38,61	4:14,41	5:30,24

XXVIII Centroamericano y Caribe de Natación - 01/07/2013 to 05/07/2013

Resultados

Preliminares ... (Evento 117 Damas 15-17 400 LC Metros IM)

Name	Age	Team	Prelim Time
4 Gibbs, Amara	16	Barbados	5:33,48
1:13,70	2:38,55	4:19,94	5:33,48
5 Travieso, Claudia	16	Venezuela	5:34,66
1:13,42	2:40,65	4:17,14	5:34,66
6 Van den Berg, Daniella P	16	Aruba	5:36,53
1:16,89	2:46,75	4:24,27	5:36,53
7 Hernández, Dainna	15	Costa Rica	5:47,31
1:18,83	2:48,91	4:30,68	5:47,31
--- Morley, Laura J	16	Bahamas	DQ
1:17,64	2:46,36	4:20,72	DQ
--- Nicole, David	15	Guatemala	NS
--- Donahue, Alexandria M	16	Trinidad&Tobago	NS
--- Rivas, Vanessa	16	R Dominicana	NS
--- Paez, Isabella	17	Venezuela	NS

Evento 118 Varones 15-17 400 LC Metros IM

CCCAN: 4:29,94 * 7/1997 Arsenio López

Name	Age	Team	Finals Time
Finals			
1 Arteta, Andy	17	Venezuela	4:38,68
28,68	1:02,75	1:39,30	2:15,29
2:56,77	3:37,49	4:09,17	4:38,68
2 Aguilar, Edgar	17	Venezuela	4:44,97
29,16	1:02,83	1:39,13	2:15,70
2:57,17	3:39,59	4:12,14	4:44,97
3 Araya, Esteban	16	Costa Rica	4:45,90
29,41	1:03,86	1:40,58	2:18,31
2:59,14	3:41,07	4:14,33	4:45,90
4 Ernesto, Rangel	15	Guatemala	4:48,60
30,37	1:05,58	1:45,15	2:23,93
3:05,56	3:45,97	4:18,39	4:48,60
5 Flores, Jesus	16	Honduras	4:56,51
29,61	1:04,50	1:44,79	2:25,30
3:05,23	3:46,17	4:21,55	4:56,51
6 Groters, Jordy A	16	Aruba	4:58,21
30,00	1:04,58	1:44,68	2:24,69
3:05,26	3:46,74	4:23,16	4:58,21
7 Torres Jr., Ricardo A	16	Panamá	4:58,39
30,86	1:05,67	1:47,20	2:24,85
3:09,50	3:52,45	4:28,07	4:58,39
8 Salazar, José Mario	17	Costa Rica	5:00,01
30,55	1:05,73	1:44,97	2:25,62
3:08,49	3:52,47	4:26,47	5:00,01

Evento 118 Varones 15-17 400 LC Metros IM

CCCAN: 4:29,94 * 7/1997 Arsenio López

Name	Age	Team	Prelim Time
Preliminares			
1 Arteta, Andy	17	Venezuela	4:58,50
1:06,19	2:24,16	3:52,24	4:58,50
2 Aguilar, Edgar	17	Venezuela	4:58,55
1:05,58	2:24,78	3:50,25	4:58,55

3 Araya, Esteban	16	Costa Rica	5:03,88
1:06,83	2:28,18	3:53,65	5:03,88
4 Groters, Jordy A	16	Aruba	5:04,83
1:06,20	2:30,58	3:53,98	5:04,83
5 Flores, Jesus	16	Honduras	5:07,76
1:06,99	2:31,39	3:55,26	5:07,76
6 Torres Jr., Ricardo A	16	Panamá	5:09,32
1:05,90	2:30,62	3:54,48	5:09,32
7 Salazar, José Mario	17	Costa Rica	5:17,83
1:08,19	2:32,10	4:03,00	5:17,83
8 Ernesto, Rangel	15	Guatemala	5:20,34
1:11,45	2:33,24	4:04,05	5:20,34
--- Dominguez, Josue	16	R Dominicana	NS

Evento 119 Damas 18 & Over 400 LC Metros IM


CCCAN: 5:00,34 * 01/07/2011 McKayla M Lightbourn

Name	Age	Team	Finals Time
1 Vilorio, Karen	19	Honduras	5:14,45
31,79	1:08,05	1:47,45	2:26,81
3:12,54	3:59,35	4:37,09	5:14,45
2 Hidalgo, Mariangel	24	Costa Rica	5:16,19
34,94	1:13,59	1:52,54	2:32,46
3:18,81	4:03,88	4:40,96	5:16,19
3 Rahael, Samantha	20	Trinidad&Tobago	5:17,26
34,26	1:12,87	1:54,69	2:37,05
3:22,51	4:08,29	4:43,79	5:17,26
4 Blackburn, Lisa	41	Bermuda	5:29,36
32,98	1:11,05	1:54,72	2:39,66
3:24,70	4:10,42	4:49,22	5:29,36
5 Myles, Stephanie	20	Bermuda	5:40,27
35,42	1:17,67	2:04,08	2:49,94
3:38,51	4:27,92	5:03,77	5:40,27
6 Flores, María Gabriela	19	Costa Rica	5:53,41
37,90	1:23,65	2:07,58	2:51,31
3:44,96	4:37,87	5:15,80	5:53,41

Evento 120 Varones 18 & Over 400 LC Metros IM

CCCAN: 4:38,50 * 01/07/2011 Diego Castillo

Name	Age	Team	Finals Time
1 Schwab, Nicholas	22	R Dominicana	4:37,46*
29,13	1:01,74	1:40,01	2:15,98
2:56,65	3:36,04	4:07,61	4:37,46
2 Gomez, Jean Luis	22	R Dominicana	4:46,86
28,97	1:01,84	1:38,81	2:15,70
2:57,34	3:40,76	4:13,97	4:46,86
3 Mays, Bryson	18	Virgin Islands	4:53,14
29,62	1:03,57	1:41,90	2:20,89
3:03,29	3:47,36	4:20,35	4:53,14
4 Cristian, Vasquez	20	Guatemala	4:53,97
30,70	1:06,70	1:48,16	2:28,42
3:08,46	3:49,31	4:22,57	4:53,97
5 Manuel, Meneses	20	Guatemala	4:54,06
30,79	1:06,42	1:46,45	2:24,86
3:06,89	3:49,12	4:23,41	4:54,06



XXVIII Centroamericano y Caribe de Natación - 01/07/2013 to 05/07/2013

Resultados

Evento 121 Damas 13-14 100 LC Metros Estilo Libre

CCCAN: 58,34 * 7/1987 Claudia Poll

Name	Age	Team	Finals Time
Finals			
1 Pastrana, Sara	13	Honduras	1:00,18
29,26	1:00,18		
2 Sherry, Sariyah	14	Barbados	1:00,35
29,18	1:00,35		
3 Diaz, Samantha	13	Venezuela	1:00,87
29,34	1:00,87		
4 Perez, Oriana	13	Venezuela	1:01,94
30,09	1:01,94		
*5 Maduro, Rebecca	14	Aruba	1:02,12
30,26	1:02,12		
*5 Cooper, Cathy	13	Panamá	1:02,12
29,83	1:02,12		
7 Arends, Ginayla	14	Aruba	1:03,05
31,10	1:03,05		
8 Pilgrim, Amira	13	Trinidad&Tobago	1:03,36
30,94	1:03,36		

Evento 121 Damas 13-14 100 LC Metros Estilo Libre

CCCAN: 58,34 * 7/1987 Claudia Poll

Name	Age	Team	Prelim Time
Preliminares			
1 Pastrana, Sara	13	Honduras	1:00,90
2 Diaz, Samantha	13	Venezuela	1:01,43
3 Cooper, Cathy	13	Panamá	1:01,73
4 Perez, Oriana	13	Venezuela	1:02,37
5 Sherry, Sariyah	14	Barbados	1:02,38
6 Pilgrim, Amira	13	Trinidad&Tobago	1:02,58
7 Maduro, Rebecca	14	Aruba	1:02,60
8 Arends, Ginayla	14	Aruba	1:02,96
9 Hassell, Shannon	13	Bermuda	1:03,08
10 Sturup, Simone R	14	Bahamas	1:03,88
11 Gill, Hannah	13	Barbados	1:04,48
12 Klein, Sasha	13	Virgin Islands	1:05,26
13 Mulrain, Jewel	14	Trinidad&Tobago	1:05,27
14 Quesada, Verónica	14	Costa Rica	1:05,69
15 Alejandra, Pelico	14	Guatemala	1:06,86
16 López, Katherine	13	El Salvador	1:07,03
17 Samantha, Guillen	13	Guatemala	1:08,38

Evento 122 Varones 13-14 100 LC Metros Estilo Libre

CCCAN: 52,20 * 8/2005 Crox Acuña

Name	Age	Team	Finals Time
Finals			
1 Schreuders, Mikel	14	Aruba	54,21
26,61	54,21		
2 Khazne, Antoine	14	Venezuela	54,42
26,44	54,42		

3 Washington, Jesse	13	Bermuda	55,09
27,01	55,09		
4 Rosso, Jesus	14	Venezuela	55,17
26,88	55,17		
5 Rodrigo, Palomo	14	Guatemala	55,62
27,25	55,62		
6 Martinez, Raul	14	Cuba	56,06
27,20	56,06		
7 Montero, Diego	14	Costa Rica	56,67
27,92	56,67		
8 Sobers, Alex	14	Barbados	57,64
27,76	57,64		

Evento 122 Varones 13-14 100 LC Metros Estilo Libre


CCCAN: 52,20 * 8/2005 Crox Acuña

Name	Age	Team	Prelim Time
Preliminares			
1 Washington, Jesse	13	Bermuda	55,25
2 Khazne, Antoine	14	Venezuela	55,62
3 Schreuders, Mikel	14	Aruba	56,05
4 Sobers, Alex	14	Barbados	56,19
5 Martinez, Raul	14	Cuba	56,26
6 Montero, Diego	14	Costa Rica	56,59
7 Rosso, Jesus	14	Venezuela	56,77
8 Rodrigo, Palomo	14	Guatemala	57,25
9 Wernet, Tyreke	14	Aruba	57,36
10 Alberga, Christian	13	Jamaica	57,58
11 Maher, Adrian	14	Nicaragua	58,05
12 Mascoll-Gomes, Noah	13	Ant and Barbuda	58,11
13 González, Antonio	14	Costa Rica	58,65
14 Greene, Gershwin S	14	Bahamas	59,02
15 Emanus, Mark	14	St Lucia	59,46
16 Fitzgerald, Jared K	14	Bahamas	59,54
17 Daniel, Jyasi	13	St Lucia	59,97
18 Olle, Harrison	14	Panamá	1:00,26
19 Duran, Alfonso	14	Honduras	1:00,29
20 Erick, Gordillo	13	Guatemala	1:00,75

Evento 123 Damas 15-17 100 LC Metros Estilo Libre

CCCAN: 56,74 * 7/1995 Leah Martindale

Name	Age	Team	Finals Time
Finals			
1 Avila, Julimar	15	Honduras	58,86
28,25	58,86		
2 Ponson, Ally	17	Aruba	58,99
28,44	58,99		
3 Ponson, Gaby	17	Aruba	59,17
28,61	59,17		
4 Reidemeister, Marissa	16	Costa Rica	1:00,41
29,36	1:00,41		
5 Holder, Zabrina	16	Barbados	1:00,52
29,13	1:00,52		



XXVIII Centroamericano y Caribe de Natación - 01/07/2013 to 05/07/2013

Resultados

Finals ... (Evento 123 Damas 15-17 100 LC Metros Estilo Libre)

Name	Age	Team	Finals Time
6 Hidalgo, Rashel	15	Costa Rica	1:01,14
29,45	1:01,14		
7 Galdamez, Angie	16	Honduras	1:01,71
29,78	1:01,71		
8 Gramcko, Marcela	16	Venezuela	1:02,33
30,07	1:02,33		

Evento 123 Damas 15-17 100 LC Metros Estilo Libre

CCCAN: 56,74 * 7/1995 Leah Martindale

Name	Age	Team	Prelim Time
Preliminares			
1 Avila, Julimar	15	Honduras	59,79
2 Ponson, Gaby	17	Aruba	59,91
3 Ponson, Ally	17	Aruba	1:00,52
4 Holder, Zabrina	16	Barbados	1:00,71
5 Reidemeister, Marissa	16	Costa Rica	1:00,94
6 Hidalgo, Rashel	15	Costa Rica	1:01,89
7 Galdamez, Angie	16	Honduras	1:02,41
8 Gramcko, Marcela	16	Venezuela	1:02,67
9 Sánchez, Adriana	16	El Salvador	1:03,20
10 Quinteros, Rebeca	15	El Salvador	1:03,29
11 Gabriela, Santis	16	Guatemala	1:03,32
12 DE Vita, Albany	17	Venezuela	1:03,33
13 Smith, Taryn N	16	Bahamas	1:04,76
14 Washshah, JJ	15	Virgin Islands	1:05,59
--- Julien, Kristin	16	Trinidad&Tobago	NS

Evento 124 Varones 15-17 100 LC Metros Estilo Libre

CCCAN: 51,00 * 8/2005 Shaune Fraser

Name	Age	Team	Finals Time
Finals			
1 Perez, Miguel	17	Venezuela	52,12
25,25	52,12		
2 Lopez, Jesus	17	Venezuela	52,18
25,51	52,18		
3 Beitia, Isaac	17	Panamá	53,06
25,69	53,06		
4 Gonzalez, Manuel	16	Panamá	53,60
25,22	53,60		
5 Daniel, Joshua Runako	17	St Lucia	53,86
25,71	53,86		
6 Baptiste, Jabari	15	Trinidad&Tobago	53,96
26,07	53,96		
7 Rojas, Mario Andrés	17	Costa Rica	54,63
26,29	54,63		
8 Mc Leod, David	16	Trinidad&Tobago	55,31
26,28	55,31		

Evento 124 Varones 15-17 100 LC Metros Estilo Libre

CCCAN: 51,00 * 8/2005 Shaune Fraser

Name	Age	Team	Prelim Time
Preliminares			
1 Beitia, Isaac	17	Panamá	53,34
2 Perez, Miguel	17	Venezuela	53,74
3 Daniel, Joshua Runako	17	St Lucia	54,21
4 Baptiste, Jabari	15	Trinidad&Tobago	54,40
5 Gonzalez, Manuel	16	Panamá	54,59
6 Mc Leod, David	16	Trinidad&Tobago	54,67
7 Rojas, Mario Andrés	17	Costa Rica	54,71
8 Lopez, Jesus	17	Venezuela	54,79
9 Selby, Christian	15	Barbados	55,51
10 Moss, T'Auren J	17	Bahamas	55,88
11 Tynes, Dustin E	16	Bahamas	56,13
12 Acosta, Marcelo	16	El Salvador	56,25
13 Gersson, Monroy	16	Guatemala	56,38
14 Williams, Sidrell	16	Jamaica	56,43
15 Lai, Christopher	16	Neth Antilles	57,15
16 Salazar, José Mario	17	Costa Rica	57,73

Evento 125 Damas 18 & Over 100 LC Metros Estilo Libre


CCCAN: 55,96 * 28/06/2011 Vanessa M Garcia Vega

Name	Age	Team	Finals Time
Finals			
1 Benitez, Pamela	21	El Salvador	58,86
28,70	58,86		
2 Yearwood, Ashley R	18	Bermuda	59,98
29,32	59,98		
3 Thompson, Cherelle	20	Trinidad&Tobago	1:00,82
28,96	1:00,82		
4 Blackburn, Lisa	41	Bermuda	1:01,49
29,84	1:01,49		
5 Gómez, Natalia	21	Costa Rica	1:01,56
29,38	1:01,56		
6 Fortin, Ana	40	Honduras	1:01,70
29,91	1:01,70		
7 Butler, Ashley J	20	Bahamas	1:02,12
29,54	1:02,12		
8 Debbie, Chew	20	Guatemala	1:03,43
30,53	1:03,43		

Evento 125 Damas 18 & Over 100 LC Metros Estilo Libre

CCCAN: 55,96 * 28/06/2011 Vanessa M Garcia Vega

Name	Age	Team	Prelim Time
Preliminares			
1 Benitez, Pamela	21	El Salvador	1:00,81
2 Butler, Ashley J	20	Bahamas	1:01,76
3 Fortin, Ana	40	Honduras	1:01,77
4 Yearwood, Ashley R	18	Bermuda	1:01,99
5 Gómez, Natalia	21	Costa Rica	1:02,81
6 Debbie, Chew	20	Guatemala	1:03,16



XXVIII Centroamericano y Caribe de Natación - 01/07/2013 to 05/07/2013

Resultados

Preliminares ... (Evento 125 Damas 18 & Over 100 LC Metros Estilo Lil

Name	Age	Team	Prelim Time
7 Blackburn, Lisa	41	Bermuda	1:03,61
8 Thompson, Cherelle	20	Trinidad&Tobago	1:03,77
9 Meza, Mary Laura	22	Costa Rica	1:06,80
10 Bados, Ana	18	Honduras	1:07,01
--- Bahamonde, Loren Yamile	25	Ecuador	X58,52

Evento 126 Varones 18 & Over 100 LC Metros Estilo Libre

CCCAN: 49,53 * 01/07/2009 Hansel Garcia

Name	Age	Team	Finals Time
Finals			
1 Garcia, Hanser	24	Cuba	49,84
	23,98	49,84	
2 Gutierrez, Allan	19	Honduras	52,90
	25,31	52,90	
3 Le Grand, Jemal E	18	Aruba	53,20
	25,89	53,20	
4 Kevin, Avila	20	Guatemala	53,59
	25,92	53,59	
5 Augier, Jordan	18	St Lucia	53,99
	25,63	53,99	
6 Montoya, José	21	Costa Rica	54,10
	26,59	54,10	
7 Kalaf, Radhames	22	R Dominicana	54,41
	26,06	54,41	
8 Fernando, Castellanos	22	Guatemala	54,49
	26,66	54,49	

Evento 126 Varones 18 & Over 100 LC Metros Estilo Libre

CCCAN: 49,53 * 01/07/2009 Hansel Garcia

Name	Age	Team	Prelim Time
Preliminares			
1 Garcia, Hanser	24	Cuba	52,14
2 Gutierrez, Allan	19	Honduras	53,57
3 Kevin, Avila	20	Guatemala	53,71
4 Montoya, José	21	Costa Rica	54,02
5 Kalaf, Radhames	22	R Dominicana	54,08
6 Le Grand, Jemal E	18	Aruba	54,20
7 Augier, Jordan	18	St Lucia	54,31
8 Fernando, Castellanos	22	Guatemala	54,89
9 Yee, Ricardo	21	Panamá	54,93
10 Worrell, Bradford	25	St Lucia	54,97
11 Brady, Brian	25	Virgin Islands	55,04
12 Sankar, Strasser	23	Trinidad&Tobago	55,12
13 Suriano, Rodrigo	19	El Salvador	55,41
14 Jiménez, Felipe	18	Costa Rica	56,09
15 Beveridge, Andrew	19	Bermuda	56,10
16 Charlton, Inoa C	25	Bahamas	56,38
17 Curtis, Christopher	18	Barbados	57,02
18 Marten, Serginni	19	Neth Antillas	57,07
--- MC Leod, Joshua	22	Trinidad&Tobago	DQ

Evento 127 Damas 11-12 100 LC Metros Estilo Libre


CCCAN: 1:00,05 * 7/1997 Vanessa García

Name	Age	Team	Finals Time
Finals			
1 Stefanie, Mendizabal	12	Guatemala	1:01,68
	29,56	1:01,68	
2 Kock, Florence	12	Aruba	1:01,81
	30,08	1:01,81	
3 Barrett, Anjuii	12	Jamaica	1:02,33
	29,90	1:02,33	
4 Brito, Valentina	12	Venezuela	1:02,47
	30,07	1:02,47	
5 Chai, Jada	11	Trinidad&Tobago	1:03,81
	30,18	1:03,81	
6 Smith, Shannan	12	Barbados	1:06,01
	30,86	1:06,01	
7 Dickson, Marissa	12	Trinidad&Tobago	1:07,49
	31,29	1:07,49	
--- Tamayo, Ireyra	11	Panamá	NS

Evento 127 Damas 11-12 100 LC Metros Estilo Libre

CCCAN: 1:00,05 * 7/1997 Vanessa García

Name	Age	Team	Prelim Time
Preliminares			
1 Stefanie, Mendizabal	12	Guatemala	1:03,19
	30,21	1:03,19	
2 Tamayo, Ireyra	11	Panamá	1:03,23
	31,18	1:03,23	
3 Barrett, Anjuii	12	Jamaica	1:03,78
4 Brito, Valentina	12	Venezuela	1:04,15
	31,16	1:04,15	
5 Kock, Florence	12	Aruba	1:04,20
	31,24	1:04,20	
6 Avila, Maria Luisa	12	Panamá	1:04,27
	30,85	1:04,27	
7 Chai, Jada	11	Trinidad&Tobago	1:04,89
8 Smith, Shannan	12	Barbados	1:05,35
9 Dickson, Marissa	12	Trinidad&Tobago	1:05,82
10 Irby, Ashley	11	Bermuda	1:06,30
	31,60	1:06,30	
11 Albarracin, Luisa	11	Venezuela	1:06,43
	32,05	1:06,43	
12 Lyn, Annabella	12	Jamaica	1:06,46
	32,09	1:06,46	
13 Pratt, Doménica	12	Costa Rica	1:06,80
	31,98	1:06,80	
14 Timmer, Elisabeth	11	Aruba	1:06,83
	32,01	1:06,83	
15 Pastrana, Ana	11	Honduras	1:07,03
	32,89	1:07,03	
16 Harding, Destiny	11	Barbados	1:07,63



XXVIII Centroamericano y Caribe de Natación - 01/07/2013 to 05/07/2013

Resultados

Preliminares ... (Evento 127 Damas 11-12 100 LC Metros Estilo Libre)

Name	Age	Team	Prelim Time
17 Medina, Cecilia	12	Honduras	1:08,04
			32,61 1:08,04
18 Diana, Morales	11	Guatemala	1:08,68
19 Russell, Victoria E	12	Bahamas	1:09,28
			31,93 1:09,28
20 Maher, Sofia	11	Nicaragua	1:11,77
--- Roberts, Samantha	12	Ant and Barbuda	NS

Evento 128 Varones 11-12 100 LC Metros Estilo Libre

CCCAN: 55,12 * 01/07/2009 Andres Doria

Name	Age	Team	Finals Time
Finals			
1 St.Prix, Damon	12	Barbados	58,08
			27,80 58,08
2 Jacobs, Daniel	12	Aruba	59,11
			29,15 59,11
3 Yorke, Kael	12	Trinidad&Tobago	59,52
			28,66 59,52
4 Castro de, Jordano	12	Neth Antilles	1:00,80
			28,75 1:00,80
5 Davila, Sebastian	12	Venezuela	1:00,87
			28,69 1:00,87
6 Marsh, Jesse	12	Jamaica	1:01,35
			30,41 1:01,35
7 Hernandez, Sixto	12	Honduras	1:01,37
			29,22 1:01,37
8 Roberts, Joshua D	12	Bahamas	1:01,66
			29,59 1:01,66

Evento 128 Varones 11-12 100 LC Metros Estilo Libre

CCCAN: 55,12 * 01/07/2009 Andres Doria

Name	Age	Team	Prelim Time
Preliminares			
1 St.Prix, Damon	12	Barbados	59,78
			28,70 59,78
2 Jacobs, Daniel	12	Aruba	1:00,14
			29,84 1:00,14
3 Yorke, Kael	12	Trinidad&Tobago	1:01,07
			29,18 1:01,07
4 Castro de, Jordano	12	Neth Antilles	1:01,26
			29,26 1:01,26
5 Davila, Sebastian	12	Venezuela	1:01,42
			29,09 1:01,42
6 Marsh, Jesse	12	Jamaica	1:01,43
			30,11 1:01,43
7 Hernandez, Sixto	12	Honduras	1:01,57
			29,87 1:01,57
8 Roberts, Joshua D	12	Bahamas	1:01,67
			30,01 1:01,67
9 Useche, Anthony	12	Venezuela	1:01,77
			30,12 1:01,77

10 Thompson, Jeron	12	Trinidad&Tobago	1:02,30
			30,08 1:02,30
11 Stoute, Joshua	11	Panamá	1:03,71
			30,75 1:03,71
12 Kirby, Jack	12	Barbados	1:03,72
			30,20 1:03,72
13 Appleton, Daryl	12	Ant and Barbuda	1:06,43
			30,51 1:06,43
14 Quesada, Diego	12	Costa Rica	1:06,51
			31,53 1:06,51
15 Schell, Andreas	12	Costa Rica	1:06,98
			32,09 1:06,98
16 Cheong, Brandon	11	Aruba	1:09,45
			33,50 1:09,45
--- Reyes, Winston	12	Panamá	NS

Evento 129 Damas 13-14 50 LC Metros Mariposa


CCCAN: 28,89 * 02/07/2011 Dorian McMenemy

Name	Age	Team	Finals Time
Finals			
1 Márquez, Celina	13	El Salvador	29,61
2 Palomo, Simone	14	Venezuela	29,85
3 Falcon, Luisa Maria	13	Cuba	30,27
4 Larios, Ana Josefina	13	Honduras	30,46
5 Pilgrim, Amira	13	Trinidad&Tobago	30,62
6 Sturup, Simone R	14	Bahamas	30,87
7 Pastrana, Sara	13	Honduras	30,95
8 Far, Maria Fernanda	14	Panamá	30,99

Evento 129 Damas 13-14 50 LC Metros Mariposa

CCCAN: 28,89 * 02/07/2011 Dorian McMenemy

Name	Age	Team	Prelim Time
Preliminares			
1 Falcon, Luisa Maria	13	Cuba	30,44
2 Palomo, Simone	14	Venezuela	30,50
3 Larios, Ana Josefina	13	Honduras	30,59
4 Márquez, Celina	13	El Salvador	30,66
5 Pilgrim, Amira	13	Trinidad&Tobago	30,82
6 Pastrana, Sara	13	Honduras	31,39
7 Far, Maria Fernanda	14	Panamá	31,63
8 Sturup, Simone R	14	Bahamas	31,76
9 Fernandez, Vanessa	14	Venezuela	31,78
10 León, María Fernanda	13	Costa Rica	32,15
11 Clarke, Alexis	14	Barbados	32,32
12 Torres, Catalina	14	Costa Rica	32,39
13 Klein, Sasha	13	Virgin Islands	32,44
14 Farro, Lizanne	13	Aruba	32,79
15 Martin, Junice	13	Aruba	33,14
16 Hassell, Shannon	13	Bermuda	33,34
17 Mulrain, Jewel	14	Trinidad&Tobago	33,44
18 Alejandra, Pelico	14	Guatemala	33,70
19 Samantha, Guillen	13	Guatemala	34,78



XXVIII Centroamericano y Caribe de Natación - 01/07/2013 to 05/07/2013

Resultados

Evento 130 Varones 13-14 50 LC Metros Mariposa

CCCAN: 25,35 * 02/07/2011 Dylan Carter

Name	Age Team	Finals Time
Finals		
1 Reyes, Franco A	14 Panamá	25,60
2 Washington, Jesse	13 Bermuda	27,05
3 Winterdal, Joseph	14 Aruba	27,07
4 Álvarez, Bryan	13 Costa Rica	27,43
5 Olle, Harrison	14 Panamá	27,52
6 Jabbour, George	14 Honduras	27,56
7 Fernander, N'Nhyn M	14 Bahamas	27,58
8 Contreras, Santiago	14 Venezuela	27,86

Evento 130 Varones 13-14 50 LC Metros Mariposa

CCCAN: 25,35 * 02/07/2011 Dylan Carter

Name	Age Team	Prelim Time
Preliminares		
1 Reyes, Franco A	14 Panamá	25,69
2 Washington, Jesse	13 Bermuda	27,31
3 Álvarez, Bryan	13 Costa Rica	27,42
4 Winterdal, Joseph	14 Aruba	27,55
5 Jabbour, George	14 Honduras	27,72
6 Contreras, Santiago	14 Venezuela	27,76
7 Fernander, N'Nhyn M	14 Bahamas	28,00
8 Olle, Harrison	14 Panamá	28,22
9 Castillo, Juan	14 Cuba	28,23
10 Aguilar, David	14 Costa Rica	28,38
11 Lamus, Luis	14 Venezuela	28,45
12 Rodrigo, Palomo	14 Guatemala	28,52
13 Duran, Alfonso	14 Honduras	28,77
14 Alberga, Christian	13 Jamaica	29,33
15 Greene, Gershwin S	14 Bahamas	29,37
16 Daniel, Jyasi	13 St Lucia	29,43
17 Mascoll-Gomes, Noah	13 Ant and Barbuda	29,48
18 Den Dunnen, George	13 Aruba	29,66
19 Samlalsingh, Justin	13 Trinidad&Tobago	30,42
20 Emanus, Mark	14 St Lucia	30,63

Evento 131 Damas 15-17 50 LC Metros Mariposa

CCCAN: 28,56 * 30/06/2009 Elimar Barrios

Name	Age Team	Finals Time
Finals		
1 Holder, Zabrina	16 Barbados	29,48
2 Smith, Taryn N	16 Bahamas	29,96
3 DE Vita, Albany	17 Venezuela	30,34
4 Ponson, Ally	17 Aruba	30,61
5 Baerga, Claudia	16 Costa Rica	31,34
6 Norkaitis, Portia	16 Virgin Islands	31,64
7 Ferdinand, Johnnya	15 Trinidad&Tobago	31,94
8 Vilorio, Gabriela	16 Honduras	32,45

Evento 131 Damas 15-17 50 LC Metros Mariposa

CCCAN: 28,56 * 30/06/2009 Elimar Barrios

Name	Age Team	Prelim Time
Preliminares		
1 Holder, Zabrina	16 Barbados	29,78
2 Smith, Taryn N	16 Bahamas	30,29
3 DE Vita, Albany	17 Venezuela	30,76
4 Baerga, Claudia	16 Costa Rica	30,82
5 Ponson, Ally	17 Aruba	31,26
6 Norkaitis, Portia	16 Virgin Islands	31,52
7 Ferdinand, Johnnya	15 Trinidad&Tobago	31,84
8 Vilorio, Gabriela	16 Honduras	32,06
9 Larios, Ingrid	15 Honduras	32,46
10 Paniagua, María José	15 El Salvador	32,65
--- Julien, Kristin	16 Trinidad&Tobago	NS
--- Paez, Isabella	17 Venezuela	NS

Evento 132 Varones 15-17 50 LC Metros Mariposa


CCCAN: 24,97 * 6/2007 Vereance Burrows

Name	Age Team	Finals Time
Finals		
1 Moss, T'Auren J	17 Bahamas	25,81
2 Williams, Sidrell	16 Jamaica	26,22
3 Gonzalez, Manuel	16 Panamá	26,31
4 Beitia, Isaac	17 Panamá	26,50
5 Daniel, Joshua Runako	17 St Lucia	26,68
6 Barrera, Armando	17 Cuba	26,74
7 Martinez, Alejandro	17 Cuba	26,95
8 Moss, Perez L	17 Bahamas	27,00

Evento 132 Varones 15-17 50 LC Metros Mariposa

CCCAN: 24,97 * 6/2007 Vereance Burrows

Name	Age Team	Prelim Time
Preliminares		
1 Moss, T'Auren J	17 Bahamas	26,07
2 Gonzalez, Manuel	16 Panamá	26,65
3 Daniel, Joshua Runako	17 St Lucia	26,82
4 Beitia, Isaac	17 Panamá	26,84
5 Barrera, Armando	17 Cuba	26,92
6 Williams, Sidrell	16 Jamaica	26,95
7 Martinez, Alejandro	17 Cuba	26,97
8 Moss, Perez L	17 Bahamas	27,20
9 Willems, Marc	17 Aruba	28,01
10 Mc Leod, David	16 Trinidad&Tobago	28,06
11 Carey, Dionisio S	15 Bahamas	28,39
12 Gersson, Monroy	16 Guatemala	28,48
13 Salazar, José Mario	17 Costa Rica	30,60
--- Lopez, Jesus	17 Venezuela	NS
--- Perez, Miguel	17 Venezuela	NS



XXVIII Centroamericano y Caribe de Natación - 01/07/2013 to 05/07/2013

Resultados

Evento 133 Damas 18 & Over 50 LC Metros Mariposa

CCCAN: 28,00 * 30/06/2009 Jesserick Pinto

Name	Age Team	Finals Time
Finals		
1 Meza, Mary Laura	22 Costa Rica	28,79
2 Benitez, Pamela	21 El Salvador	29,25
3 Torrez, Dalia	22 Nicaragua	29,49
4 Thompson, Cherelle	20 Trinidad&Tobago	30,01
5 Watson, Caylee	18 Virgin Islands	30,44
6 Debbie, Chew	20 Guatemala	30,91
7 Heyliger, Rebecca	20 Bermuda	30,97
8 Fortin, Ana	40 Honduras	31,96

Evento 133 Damas 18 & Over 50 LC Metros Mariposa

CCCAN: 28,00 * 30/06/2009 Jesserick Pinto

Name	Age Team	Prelim Time
Preliminares		
1 Torrez, Dalia	22 Nicaragua	29,76
2 Thompson, Cherelle	20 Trinidad&Tobago	30,18
3 Heyliger, Rebecca	20 Bermuda	30,19
4 Benitez, Pamela	21 El Salvador	30,32
5 Watson, Caylee	18 Virgin Islands	30,36
6 Debbie, Chew	20 Guatemala	30,54
7 Fortin, Ana	40 Honduras	30,72
8 Meza, Mary Laura	22 Costa Rica	30,85
9 Yearwood, Ashley R	18 Bermuda	31,00
10 Butler, Ashley J	20 Bahamas	31,58
11 Elly, Valdes	19 Guatemala	33,51

Evento 134 Varones 18 & Over 50 LC Metros Mariposa

CCCAN: 24,43 * 28/06/2011 Joshua MC Leod

Name	Age Team	Finals Time
Finals		
1 MC Leod, Joshua	22 Trinidad&Tobago	24,71
2 Yee, Ricardo	21 Panamá	25,94
3 Gutierrez, Allan	19 Honduras	26,06
4 Barahona, Roy	26 Honduras	26,39
*5 Dobles, Juan José	23 Costa Rica	26,42
*5 Jiménez, Felipe	18 Costa Rica	26,42
7 Kalaf, Radhames	22 R Dominicana	26,63
8 Mays, Bryson	18 Virgin Islands	26,76

Evento 134 Varones 18 & Over 50 LC Metros Mariposa

CCCAN: 24,43 * 28/06/2011 Joshua MC Leod

Name	Age Team	Prelim Time
Preliminares		
1 MC Leod, Joshua	22 Trinidad&Tobago	25,64
2 Yee, Ricardo	21 Panamá	25,96
3 Gutierrez, Allan	19 Honduras	26,19
4 Kalaf, Radhames	22 R Dominicana	26,27
5 Jiménez, Felipe	18 Costa Rica	26,45
6 Dobles, Juan José	23 Costa Rica	26,58
7 Mays, Bryson	18 Virgin Islands	26,64

8 Barahona, Roy	26 Honduras	26,70
9 Fernando, Castellanos	22 Guatemala	27,04
10 Le Grand, Jemal E	18 Aruba	27,39
11 Charlton, Inoa C	25 Bahamas	27,50
12 Courtis, Christopher	18 Barbados	28,34
13 Beveridge, Andrew	19 Bermuda	28,58
14 Worrell, Bradford	25 St Lucia	28,96
--- Homer, Christian	20 Trinidad&Tobago	NS

Evento 135 Damas 11-12 50 LC Metros Mariposa


CCCAN: 29,85 * 6/2007 Angela Ciccenia

Name	Age Team	Finals Time
Finals		
1 Maduro, Keeley	12 Aruba	30,62
2 Fernández, María Fernanda	12 Costa Rica	30,73
3 Roberts, Samantha	12 Ant and Barbuda	31,03
4 Chai, Jada	11 Trinidad&Tobago	31,49
5 Tamayo, Ireya	11 Panamá	31,82
6 Ochoa, Barbara	12 Venezuela	31,98
7 Avila, Maria Luisa	12 Panamá	32,21
8 Kock, Florence	12 Aruba	32,41

Evento 135 Damas 11-12 50 LC Metros Mariposa

CCCAN: 29,85 * 6/2007 Angela Ciccenia

Name	Age Team	Prelim Time
Preliminares		
1 Maduro, Keeley	12 Aruba	31,33
2 Fernández, María Fernanda	12 Costa Rica	31,55
3 Roberts, Samantha	12 Ant and Barbuda	31,63
4 Chai, Jada	11 Trinidad&Tobago	31,77
5 Tamayo, Ireya	11 Panamá	32,10
6 Ochoa, Barbara	12 Venezuela	32,24
7 Kock, Florence	12 Aruba	32,34
8 Avila, Maria Luisa	12 Panamá	32,72
9 Campbell, Celia M	12 Bahamas	32,82
10 Barrett, Anjuui	12 Jamaica	32,88
11 Ramos, Jerisbel	12 Venezuela	32,98
12 Harding, Destiny	11 Barbados	33,12
13 Irby, Ashley	11 Bermuda	33,17
14 Russell, Victoria E	12 Bahamas	33,33
15 Faure, Vrisnelit	11 Trinidad&Tobago	33,52
16 Pastrana, Ana	11 Honduras	33,71
17 Lyn, Annabella	12 Jamaica	33,94
18 Nercisio, Chade	11 Neth Antilles	34,02
19 Carmen, Alfaro	12 Guatemala	34,04
20 Estephany, DE LA Roca	12 Guatemala	34,51
21 Medina, Cecilia	12 Honduras	34,52
22 Smith, Shannan	12 Barbados	35,55
23 Maher, Sofia	11 Nicaragua	38,01



XXVIII Centroamericano y Caribe de Natación - 01/07/2013 to 05/07/2013

Resultados

Evento 136 Varones 11-12 50 LC Metros Mariposa

CCCAN: 27,30 * 30/06/2009 Andres Doria

Name	Age Team	Finals Time
Finals		
1 Yorke, Kael	12 Trinidad&Tobago	28,55
2 Thompson, Jeron	12 Trinidad&Tobago	28,79
3 Weekes, Luis Sebastian	12 Barbados	29,19
4 Blanco, Kevin	12 Costa Rica	29,37
5 Marsh, Jesse	12 Jamaica	29,63
6 Silva, Dangelo	12 Venezuela	29,76
7 Bastidas, Carlos	12 Venezuela	30,29
8 Castro de, Jordano	12 Neth Antilles	30,91

Evento 136 Varones 11-12 50 LC Metros Mariposa

CCCAN: 27,30 * 30/06/2009 Andres Doria

Name	Age Team	Prelim Time
Preliminares		
1 Thompson, Jeron	12 Trinidad&Tobago	29,35
2 Silva, Dangelo	12 Venezuela	29,73
3 Blanco, Kevin	12 Costa Rica	29,77
4 Marsh, Jesse	12 Jamaica	30,07
5 Bastidas, Carlos	12 Venezuela	30,28
6 Yorke, Kael	12 Trinidad&Tobago	30,31
7 Weekes, Luis Sebastian	12 Barbados	30,81
8 Castro de, Jordano	12 Neth Antilles	30,82
9 Schell, Andreas	12 Costa Rica	J30,82
10 Stoute, Joshua	11 Panamá	30,95
11 Hernandez, Sixto	12 Honduras	31,29
12 Cuevas, Roberto	12 Panamá	31,56
13 Talma, Kobi	12 Barbados	33,27
14 Bastian, Izaak Z	11 Bahamas	33,91
15 Appleton, Daryl	12 Ant and Barbuda	34,78

Evento 137 Damas 13-14 400 LC Metros Combinado Relevé

CCCAN: 4:34,23 * 8/2005

F González / G Delgado / R Medrano / J Barajas

Team	Relevo	Finals Time
1 Venezuela	A	4:44,53
1) Palomo, Simone 14	2) Sanabria, Herminia C 14	
3) Fernandez, Vanessa 14	4) Diaz, Samantha 13	
33,94 1:10,65	1:48,51 2:31,28	
4:10,81 4:50,37	4:44,53	
2 Aruba	A	4:49,54
1) Arends, Ginayla 14	2) Martin, Junice 13	
3) Maduro, Rebecca 14	4) Farro, Lizanne 13	
36,15 1:14,52	1:51,68 2:36,15	
3:07,48 3:44,37	4:15,24 4:49,54	
3 Costa Rica	A	4:50,19
1) Quesada, Verónica 14	2) Morales, Paula 13	
3) Torres, Catalina 14	4) León, María Fernanda 13	
36,25 1:15,26	1:54,37 2:37,88	
3:10,63 3:47,28	4:17,65 4:50,19	

4 Guatemala	A	5:13,01
1) Samantha, Guillen 13	2) Sophia, Bucaro 13	
3) Alejandra, Pelico 14	4) Valerie, Gruest 14	
36,92 1:16,23	2:04,33 2:56,35	
3:29,95 4:08,52	4:39,34 5:13,01	

Evento 138 Varones 13-14 400 LC Metros Combinado Relevé

CCCAN: 4:05,63 * 8/2005

O Marciano / M Ferreira / G huen / C Acuña


Team	Relevo	Finals Time
1 Venezuela	A	4:14,63
1) Khazne, Antoine 14	2) Pascual, Jose 14	
3) Contreras, Santiago 14	4) Rosso, Jesus 14	
30,64 1:04,23	1:37,96 2:17,19	
2:45,52 3:18,65	3:45,59 4:14,63	
2 Aruba	A	4:19,32
1) Groters, Patrick G 13	2) Schreuders, Mikel 14	
3) Winterdal, Joseph 14	4) Wernet, Tyreke 14	
33,04 1:07,52	1:41,40 2:18,91	
2:47,94 3:23,01	3:49,69 4:19,32	
3 Bahamas	A	4:20,18
1) Greene, Gershwin S 14	2) Encinar, Alexander R 14	
3) Fernander, N'Nhyin M 14	4) Fitzgerald, Jared K 14	
32,19 1:06,92	1:40,05 2:17,32	
2:47,09 3:23,07	3:49,72 4:20,18	
4 Costa Rica	A	4:24,74
1) Aguilar, David 14	2) Hidalgo, Luis Fernando 14	
3) Álvarez, Bryan 13	4) Montero, Diego 14	
31,03 1:04,51	1:40,16 2:21,99	
2:51,19 3:25,41	3:53,53 4:24,74	

Evento 139 Damas 18 & Over 400 LC Metros Estilo Libre Relevé

CCCAN: 3:57,43 * 30/06/2011 Puerto Rico

T CLEMENTE, P Casellas, D Rodriguez, A BERROCAL

Team	Relevo	Finals Time
1 Bermuda	A	4:08,71
1) Heyliger, Rebecca 20	2) Myles, Stephanie 20	
3) Blackburn, Lisa 41	4) Yearwood, Ashley R 18	
29,39 1:02,33	1:32,85 2:06,76	
2:37,18 3:09,62	3:37,54 4:08,71	
2 Costa Rica	A	4:14,21
1) Hidalgo, Mariangel 24	2) Flores, María Gabriela 19	
3) Gómez, Natalia 21	4) Meza, Mary Laura 22	
31,53 1:05,02	1:36,20 2:10,03	
2:39,63 3:11,49	3:41,23 4:14,21	
3 Honduras	A	4:18,15
1) Fortin, Ana 40	2) Leiva, Laura 23	
3) Bados, Ana 18	4) Vilorio, Karen 19	
31,24 1:03,57	1:34,20 2:08,29	
2:40,04 3:15,31	3:44,80 4:18,15	
4 Guatemala	A	4:27,17
1) Gabriela, Muñoz 21	2) Cindy, Toscano 18	
3) Elly, Valdes 19	4) Debbie, Chew 20	
31,53 1:05,36	1:37,67 2:11,46	
2:43,19 3:18,77	3:51,43 4:27,17	



XXVIII Centroamericano y Caribe de Natación - 01/07/2013 to 05/07/2013

Resultados

Evento 140 Varones 18 & Over 400 LC Metros Estilo Libre Relevé

CCCAN: 3:29,49 * 02/07/2009 Venezuela

J Camacho, G Huen, J Casanova, J Morales

Team	Relevo	Finals Time
1 Trinidad&Tobago	A	3:32,11
1) MC Leod, Joshua 22	2) Lyons, Cadell 20	
3) Sankar, Strasser 23	4) Homer, Christian 20	
25,85 53,03	1:17,89 1:46,04	
2:12,07 2:40,15	3:04,53 3:32,11	
2 Guatemala	A	3:37,45
1) Fernando, Castellanos 22	2) Daniel, Santis 18	
3) Gary, Pineda 19	4) Kevin, Avila 20	
26,04 54,21	1:20,73 1:49,13	
2:16,37 2:44,95	3:10,15 3:37,45	
3 Costa Rica	A	3:37,81
1) Brenner, Marcel 18	2) Torres, José Javier 21	
3) Jiménez, Felipe 18	4) Montoya, José 21	
26,20 54,76	1:21,27 1:50,36	
2:16,68 2:44,87	3:10,77 3:37,81	

Evento 141 Damas 15-17 400 LC Metros Estilo Libre Relevé

CCCAN: 4:02,21 * 02/07/2009 Venezuela

G Romero, E Barrios, E Revilla, E Barrios

Team	Relevo	Finals Time
1 Honduras	A	4:04,26
1) Galdamez, Angie 16	2) Vilorio, Gabriela 16	
3) Castellanos, Ana 16	4) Avila, Julimar 15	
29,67 1:02,04	1:31,85 2:04,41	
2:34,14 3:06,40	3:33,53 4:04,26	
2 Costa Rica	A	4:08,05
1) Hidalgo, Rashel 15	2) Guerrero, Priscilla María 17	
3) Ramírez, Sofia 15	4) Reidemeister, Marissa 16	
29,31 1:01,50	1:31,90 2:05,74	
2:35,66 3:07,91	3:37,25 4:08,05	
3 Venezuela	A	4:09,10
1) Bonzanti, Annagrazia 17	2) Gramcko, Marcela 16	
3) Travieso, Claudia 16	4) DE Vita, Albany 17	
29,62 1:01,77	1:31,30	
2:34,39 3:07,02	3:36,12 4:09,10	
4 El Salvador	A	4:17,78
1) Paniagua, María José 15	2) Flores, Fátima 17	
3) Quinteros, Rebeca 15	4) Sánchez, Adriana 16	
31,75 1:06,30	1:37,39 2:10,68	
2:41,82 3:14,46	3:44,85 4:17,78	
5 Guatemala	A	4:24,22
1) Fernanda, Archila 16	2) Nicole, David 15	
3) Paula, Recinos 15	4) Gabriela, Santis 16	
31,53 1:05,32	1:36,77 2:12,35	
2:45,95 3:23,38	3:52,76 4:24,22	

Evento 142 Varones 15-17 400 LC Metros Estilo Libre Relevé

CCCAN: 3:30,98 * 02/07/2009 Venezuela

A Petruzzella, G Sochaskyj, R Farra, C Quintero

Team	Relevo	Finals Time
1 Venezuela	A	3:35,98
1) Sanchez, Cherly 15	2) Delgado, Cristian 15	
3) Perez, Miguel 17	4) Lopez, Jesus 17	
26,34 54,25	1:20,02 1:47,90	
2:14,16 2:42,68	3:08,15 3:35,98	
2 Panamá	A	3:39,48
1) Beitia, Isaac 17	2) Martinez, Aramis 17	
3) Torres Jr., Ricardo A 16	4) Gonzalez, Manuel 16	
26,00 54,00	1:20,23 1:50,94	
2:17,49 2:46,92	3:12,35 3:39,48	
3 Costa Rica	A	3:40,35
1) Herrera, Arnoldo 16	2) Salazar, José Mario 17	
3) Rojas, Mario Andrés 17	4) Araya, Esteban 16	
26,89 55,28	1:22,53 1:51,95	
2:17,55 2:45,77	3:12,04 3:40,35	
4 Bahamas	A	3:42,25
1) Tynes, Dustin E 16	2) Carey, Dionisio S 15	
3) Moss, T'Auren J 17	4) Moss, Perez L 17	
26,76 56,01	1:23,21 1:54,57	
2:20,01 2:48,22	3:13,34 3:42,25	
5 Guatemala	A	3:46,22
1) Gersson, Monroy 16	2) Ernesto, Rangel 15	
3) Brayan, Vasquez 16	4) Kevin, Vasquez 17	
27,23 55,98	1:22,59 1:51,60	
2:19,43 2:49,79	3:16,78 3:46,22	

